APPLICATIONS & SOLUTIONS CATALOG

Industrial Market

KATALOG FÜR ANWENDUNGEN & LÖSUNGEN

Industriemarkt

Schlemmer

04. MARKETS & APPLICATIONS
MÄRKTE & ANWENDUNGEN

06. PRODUCT MATRIX
PRODUKTMATRIX

09. PRODUCT CATEGORIES
PRODUKTKATEGORIEN

09. Convoluted & Specialty Convoluted Tubing
Wellschläuche & spezielle Welschläuche
15. Accessories | Zubehör
43. Expandable Sleeving | Aufdehnbare Schläuche
51. EMI Sleeving | EMI-Schläuche
53. Self-Closing Sleeving | Selbstschließende Schläuche
57. Reflective Sleeving & Heat Shields
Reflektierende Schläuche & Hitzeschutz
63. Impact & Crash Sleeving | Schläuche für den Aufprallschutz
67. High Performance Sleeving | Hochleistungsschläuche
71. Shrinkable Sleeving | Schrumpfschläuche

73. APPENDICES
ANLAGEN

74. Convoluted Tubing Characteristics | Wellschlaucheigenschaften
75. Part Number Table | Tabelle Artikelnummer

MARKETS & APPLICATIONS
MÄRKTE & ANWENDUNGEN

AUTOMATION & ROBOTICS
AUTOMATION & ROBOTIK
Automation Technologies, Robotics
Automationstechnologie, Robotik

AGRICULTURE
LANDWIRTSCHAFT
Tractors, Agricultural equipment
Traktoren, landwirtschaftliche Geräte

RAILWAY
SCHIENENFAHRZEUGE
Mass transit, Rail coaches, Locomotives
Nahverkehr, Schienenfahrzeuge, Lokomotiven

CONSTRUCTION
BAU
Construction vehicles
Baufahrzeuge

LIGHTING
BELEUCHTUNG
Lighting fixtures, Special lighting
Beleuchtungskörper, Spezialbeleuchtung

MINERY
BERGBAU
Mining, Raw material extraction
Bergbau, Rohstoffgewinnung

ENERGY
ENERGIE
Power supply, Energy factory plants
Energieversorgung, Energiefabrikanlagen

RENEWABLES ENERGIES
ERNEUERBARE ENERGIEN
Solar panels, Wind turbines
Solarmodule,Windturbinen

HEATING & SANITARY
HEIZUNG & SANITÄR
Air conditioning, Sanitary applications
Klimaanlagen, Sanitäranwendungen

MARITIME
SCHIFFBAU
Pleasure boats, Commercial marine boats
Freizeitboote, Handelsschiffe

MACHINERY & INSTALLATIONS
MASCHINENBAU & INSTALLATIONEN
Machine building,
Large manufacturing installations
Maschinenbau, große Produktionsanlagen

RECREATIONAL VEHICLES
FREIZEITFAHRZEUGE
Trailer transport, Caravaning,
All-Terrain Vehicles | Anhängertransport,
Wohnmobil, Geländewagen

PRODUCT MATRIX
PRODUKTMATRIX

Products Produkte / Markets Märkte					
Polyflex NP		•	•	•	•
Polyflex C		•	•	•	•
Twin Flex		•	•	•	•
Twin Truck		•	•	•	•
Polyflex Gigant	•				
Accessories		•	•	•	•
Langoflex PET, PET-D, PET-HD	•	•	•	•	•
Langoflex PET V0		•	•	•	•
Langoflex PET FR		•	•	•	•
Langoflex PA, PA-D, PA-HD	•	•		•	
Langoflex PET022			•		•
Langoflex PPS		•	•	•	•
Langoflex EMI-HV M	•	•	•	•	
Nu-Guard SC-P FR	•				•
Nu-Guard SC2-P		•		•	•
Nu-Guard SC2-P ADH		•		•	•
Nu-Kool T2-G		•	•	•	
Nu-Kool SC-G		•	•	•	
Nu-Shield NW		•		•	
Nu-Shield FG/FGA		•	•	•	
Nu-Shield FG2A		•	•	•	
Nu-Crush	•	•		•	
Nu-Crush SC	•	•		•	
Nu-Tube PA	•	•		•	
Nu-Wrap PA		•		•	
Nu-Shrink		•		•	

•	•	•	•	•	•	•
•	•	•	•	•	•	•
•	•	•	•	•	•	•
•	•	•	•	•	•	•
					•	
•	•	•	•	•	•	•
•	•	•		•		•
•	•	•		•		•
•	•	•		•		•
•				•		•
						•
•	•	•		•		•
•				•		•
			•	•		•
•	•	•		•		•
•	•	•		•		•
•						•
•			•	•		•
•			•	•		•
•			•	•		•
•			•	•		•
•						•
•						•
•	•	•	•			•
•	•	•	•			•
•	•	•	•	•		•

CONVOLUTED & SPECIALTY CONVOLUTED TUBING

WELLSCHLÄUCHE & SPEZIELLE WELLSCHLÄUCHE



POLYFLEX NP

▶ Suited for harsh environments
▶ Compression resistance

▶ geeignet für raue Umgebungen
▶ Druckbeständigkeit

- **Product family:** Convoluted Tubing
- **Construction:** slit or non-slit
- **Temperature of use:**
  - LD-PE BS: -40/80°C
  - PA12: -40/100°C
  - PP Std: -40/105°C
  - PP BS: -40/125°C
  - PPMod: -40/135°C
  - PA6, PA6 BS: -40/120°C
  - PAER: -40/150°C
- **Standard colors:** black, gray, orange depending on the material grade
- **Packaging:** rolls, cut lengths upon request
- **Typical applications:**
  - Machinery & Installations
  - Switch cabinets

- **Produktfamilie:** Wellschläuche
- **Konstruktion:** geschlitzt oder ungeschlitzt
- **Betriebstemperatur:**
  - LD-PE BS: -40/80°C
  - PA12: -40/100°C
  - PP Std: -40/105°C
  - PP BS: -40/125°C
  - PPMod: -40/135°C
  - PA6, PA6 BS: -40/120°C
  - PAER: -40/150°C
- **Standardfarbe:** schwarz, grau, orange abhängig vom Material
- **Lieferformen:** Rollen, Schnittlängen auf Anfrage
- **Typische Anwendungen:**
  - Maschinenbau
  - Schaltschrankbau

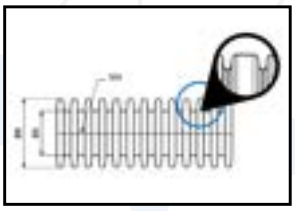

Schlemmer Part no. on page:
Schlemmer Artikelnr. auf Seite:
75

Designation Beschreibung	ID Ø A (mm)[1] ID Ø A (mm)[1]	OD Ø B (mm)[1] AD Ø B (mm)[1]
POLYFLEX NP 03	2.8	5.1
POLYFLEX NP 04.5	5.0	7.1
POLYFLEX NP 06	6.0	9.2
POLYFLEX NP 07.5	6.9	9.9
POLYFLEX NP 08.5	8.5	11.6
POLYFLEX NP 10	10.1	12.7
POLYFLEX NP 12	12.0	15.6
POLYFLEX NP 13	12.9	15.8
POLYFLEX NP 14	14.5	18.3
POLYFLEX NP 16	15.2	18.8
POLYFLEX NP 17	16.8	21.0
POLYFLEX NP 19	19.4	24.0
POLYFLEX NP 22	21.8	25.5
POLYFLEX NP 23	23.7	28.0
POLYFLEX NP 26	26.4	31.3
POLYFLEX NP 29	29.3	33.9
POLYFLEX NP 37	36.7	42.0
POLYFLEX NP 50	47.8	53.6

UR File E81472 (acc. to UL1696):
PA6 BS (black)

DIN EN 61386-23 VDE: (only non-slit)
PA6 Std (black)
PA6 BS (black)

EN 45 545-2:
PA6 BS (black)

ECE-R118:
PPMod (black, orange, red, gray)
PA ER (black, orange, red, gray)
PA6 BS (black, orange, red, gray)
PA6 Std (black, orange, red, gray)
PA12 (black, orange, red, gray)

NFPA 130:
PA6 BS (black)

[1]Dimensions may vary depending on the material grade.
Please refer to your Schlemmer Sales Representative for further information.
[1]Abmessungen können abhängig vom Material variieren.
Für weitere Informationen wenden Sie sich bitte an Ihren Schlemmer Vertriebsmitarbeiter.

POLYFLEX C

- ▶ Round profile shape
- ▶ High temperature applications
- ▶ Compression resistance

- ▶ Rundprofil
- ▶ Hochtemperaturanwendungen
- ▶ Druckbeständigkeit

- **Product family:** Convoluted Tubing
- **Construction:** slit or non-slit
- **Temperature of use:**
  - PFA-TOP 240: -40/240°C
  - PFA-TOP 260: -40/260°C
- **Standard colors:** black
- **Packaging:** rolls, cut lengths upon request
- **Typical applications:**
  - High temperature environments
  - Engine equipment
  - Heavy duty applications

- **Produktfamilie:** Wellschläuche
- **Konstruktion:** geschlitzt oder ungeschlitzt
- **Betriebstemperatur:**
  - PFA-TOP 240: -40/240°C
  - PFA-TOP 260: -40/260°C
- **Standardfarbe:** schwarz
- **Lieferformen:** Rollen, Schnittlängen auf Anfrage
- **Typische Anwendungen:**
  - Hochtemperaturanwendungen
  - Motorenausrüstung
  - Anwendungen mit hoher Belastung

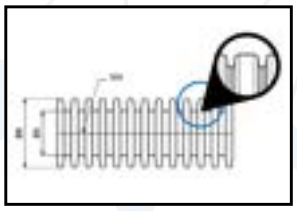

Schlemmer Part no. on page:
Schlemmer Artikelnr. auf Seite:
76

ECE-R118:
PFA-TOP 260 (black)

Designation Beschreibung	ID Ø A (mm)[1] ID Ø A (mm)[1]	OD Ø B (mm)[1] AD Ø B (mm)[1]
POLYFLEX C 04.5	4.5	7.0
POLYFLEX C 6	6.2	9.3
POLYFLEX C 07.5	6.9	10.0
POLYFLEX C 08.5	8.4	11.7
POLYFLEX C 10	10.0	13.2
POLYFLEX C 13	12.5	16.0
POLYFLEX C 14	13.8	17.8
POLYFLEX C 17	16.6	21.1
POLYFLEX C 19	18.6	23.3
POLYFLEX C 22	20.1	25.0
POLYFLEX C 23	23.8	28.8
POLYFLEX C 29	28.9	34.1

[1]Dimensions may vary depending on the material grade.
Please refer to your Schlemmer Sales Representative for further information.
[1]Abmessungen können abhängig vom Material variieren.
Für weitere Informationen wenden Sie sich bitte an Ihren Schlemmer Vertriebsmitarbeiter.

TWIN FLEX

- ▶ Tapeless reclosable solution
- ▶ Higher filling ratio
- ▶ Compression resistance

- ▶ Lösung ohne Klebestreifen
- ▶ höherer Füllgrad
- ▶ Druckbeständigkeit

- **Product family:** Specialty Convoluted Tubing
- **Construction:** double C-shaped shells locking into each other
- **Temperature of use:**
  - PP UV: -40/100°C
  - PPMod: -40/135°C
  - PA6: -40/120°C
  - PA6 BS: -40/120°C
- **Standard colors:** black, orange depending on the material grade
- **Packaging:** rolls, cut lengths upon request
- **Typical applications:**
  - Retrofit & repair
  - Switch cabinets
  - Electric power industry

- **Produktfamilie:** Spezielle Wellschläuche
- **Konstruktion:** zwei C-förmige ineinander greifende Schläuche
- **Betriebstemperatur:**
  - PP UV: -40/100°C
  - PPMod: -40/135°C
  - PA6: -40/120°C
  - PA6 BS: -40/120°C
- **Standardfarbe:** schwarz, orange abhängig vom Material
- **Lieferformen:** Rollen, Schnittlängen auf Anfrage
- **Typische Anwendungen:**
  - Nachrüstung & Reparatur
  - Schaltschrank
  - Elektrizitätswirtschaft

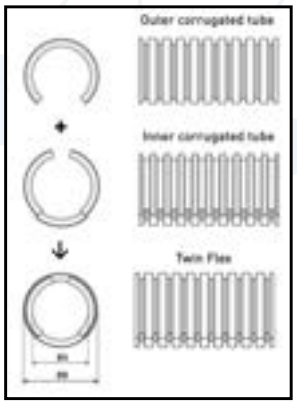

Designation Beschreibung	ID Ø A (mm)[1] ID Ø A (mm)[1]	OD Ø B (mm)[1] AD Ø B (mm)[1]
TWIN FLEX 07.5	5.6	10.3
TWIN FLEX 10	8.5	13.3
TWIN FLEX 13	11.0	16.0
TWIN FLEX 16	13.0	18.9
TWIN FLEX 17	15.1	21.3
TWIN FLEX 22	19.6	25.4
TWIN FLEX 23	21.6	28.1

[1]Dimensions may vary depending on the material grade.
Please refer to your Schlemmer Sales Representative for further information.
[1]Abmessungen können abhängig vom Material variieren.
Für weitere Informationen wenden Sie sich bitte an Ihren Schlemmer Vertriebsmitarbeiter.

Schlemmer Part no. on page:
Schlemmer Artikelnr. auf Seite:
76

EN 45 545-2:
PA6 BS (black)

ECE-R118:
PPMod (black)
PA6 BS (black)

NFPA 130:
PA6 BS (black)

TWIN TRUCK

- ▶ Tapeless reclosable solution
- ▶ Higher filling ratio
- ▶ Compression resistance
- ▶ no risk of sharp edge

- ▶ Lösung ohne Klebestreifen
- ▶ höherer Füllgrad
- ▶ Druckbeständigkeit
- ▶ keine Kontaktgefahr mit scharfen Kanten

- **Product family:** Specialty Convoluted Tubing
- **Construction:** one C-shaped & one slit tubing locking into each other
- **Temperature of use:**
  - PP BS: -40/125°C
  - PPMod: -40/135°C
  - PA6: -40/120°C
- **Standard colors:** black
- **Packaging:** rolls, cut lengths upon request
- **Typical applications:**
  - Heavy duty applications
  - Retrofit & repair
  - Switch cabinets
  - Electric power industry

- **Produktfamilie:** Spezielle Wellschläuche
- **Konstruktion:** ein C-förmiger und ein geschlitzter Schlauch, die ineinander greifen
- **Betriebstemperatur:**
  - PP BS: -40/125°C
  - PPMod: -40/135°C
  - PA6: -40/120°C
- **Standardfarbe:** schwarz
- **Lieferformen:** Rollen, Schnittlängen auf Anfrage
- **Typische Anwendungen:**
  - Anwendungen mit hoher Belastung
  - Nachrüstung & Reparatur
  - Schaltschrank
  - Elektrizitätswirtschaft

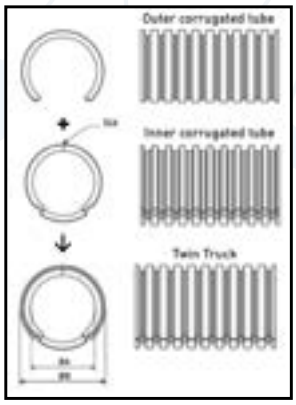

Schlemmer Part no. on page:
Schlemmer Artikelnr. auf Seite:
76

Designation Beschreibung	ID Ø A (mm)[1] ID Ø A (mm)[1]	OD Ø B (mm)[1] AD Ø B (mm)[1]
TWIN TRUCK 07.5	5.5	10.2
TWIN TRUCK 10	8.1	13.1
TWIN TRUCK 13	11.0	15.9
TWIN TRUCK 17	14.7	21.0
TWIN TRUCK 22	19.5	26.0
TWIN TRUCK 26	24.0	31.4
TWIN TRUCK 29	26.4	34.4
TWIN TRUCK 37	33.6	42.2

[1]Dimensions may vary depending on the material grade.
Please refer to your Schlemmer Sales Representative for further information.
[1]Abmessungen können abhängig vom Material variieren.
Für weitere Informationen wenden Sie sich bitte an Ihren Schlemmer Vertriebsmitarbeiter.

POLYFLEX GIGANT

▶ Compression resistance
▶ Large dimensions convoluted tubing

▶ Druckbeständigkeit
▶ Wellschläuche mit großen Abmessungen

- **Product family:** Convoluted Tubing
- **Construction:** slit or non-slit
- **Temperature of use:**
  - PA6 Std: -40/120°C
  - TPU: -40/125°C
  - PPMod: -40/135°C
- **Standard colors:** black
- **Packaging:** rolls, cut lengths upon request
- **Typical applications:**
  - High temperature environments
  - Engine equipment
  - Heavy duty applications

- **Produktfamilie:** Wellschläuche
- **Konstruktion:** geschlitzt oder ungeschlitzt
- **Betriebstemperatur:**
  - PA6 Std: -40/120°C
  - TPU: -40/125°C
  - PPMod: -40/135°C
- **Standardfarbe:** schwarz
- **Lieferformen:** Rollen, Schnittlängen auf Anfrage
- **Typische Anwendungen:**
  - Hochtemperaturanwendungen
  - Motorenausrüstung
  - Anwendungen mit hoher Belastung



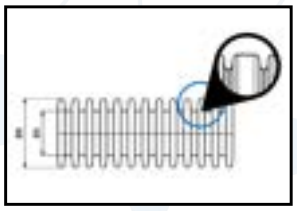

Schlemmer Part no. on page:
Schlemmer Artikelnr. auf Seite:
77

Designation Beschreibung	ID Ø A (mm)[1] ID Ø A (mm)[1]	OD Ø B (mm)[1] AD Ø B (mm)[1]
POLYFLEX GIGANT 70	66.5	79.2
POLYFLEX GIGANT 95	91.0	106.0

[1]Dimensions may vary depending on the material grade.
Please refer to your Schlemmer Sales Representative for further information.
[1]Abmessungen können abhängig vom Material variieren.
Für weitere Informationen wenden Sie sich bitte an Ihren Schlemmer Vertriebsmitarbeiter.

BRANCHING, FASTENING, CONNECTING & CLOSURE ACCESSORIES

VERZWEIGUNGS-, BEFESTIGUNGS-, VERBINGUNGS- & VERSCHLUSSZUBEHÖR

POLYFLEX BRANCHING ACCESSORIES

- ▶ Branching and routing of protected wire harness
- ▶ Easy & quick installation

- ▶ Verzweigung und Führung geschützter Kabelbäume
- ▶ einfache & schnelle Installation

- **Product family:** Accessories
- **Construction:** PA injected parts
- **Temperature of use:** up to -40/150°C
- **Standard colors:** black
- **Packaging:** cardboard boxes
- Compatible with POLYFLEX convoluted tubing range. Please contact your Sales Representative for more information.

- **Produktfamilie:** Zubehör
- **Konstruktion:** PA-Spritzgussteile
- **Betriebstemperatur:** bis -40/150°C
- **Standardfarbe:** schwarz
- **Lieferformen:** Karton
- kompatibel mit POLYFLEX-Wellschläuchen; für weitere Informationen kontaktieren Sie bitte Ihren Vertriebsmitarbeiter.

DIMENSIONS A-MANIFOLDS / ABMESSUNGEN A-VERTEILER

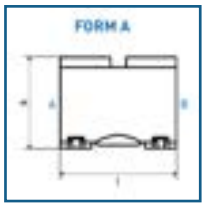

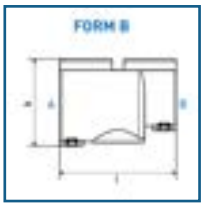

Shape Form	Outside gripping Außengriff	Clamp lock design Klammerdesign	Internal stop ridge Innerer Anschlag	POLYFLEX compatibility		b (mm)	l (mm)	Schlemmer PN
				NP & UFW	AHW			
A	✓	✓	✓	4.5	4.5	14.4	26.0	9810045
A	✓	✓	✓	7.5	6	17.2	26.0	9810075
A	✓	✓	✓	10	8.5	20.2	27.9	9810100
A	✓	✓	✓	13	11	23.1	29.5	9810130
A	✓	✓	✓	17	15	28.4	29.5	9810170
A	✓	✓	✓	22	19	32.9	29.5	9810220
A	✓	✓	✓	26	26	38.8	29.5	9810260
B	✓	✓		7,5 - 4,5	6 - 4,5	17.2	28.0	9810375
B	✓	✓		10 - 7,5	8,5 - 6	20.2	32.0	9810400
B	✓	✓		13 - 10	11 - 8,5	23.1	35.5	9810430
B	✓	✓		17 - 13	15 - 11	28.4	39.5	9810470
B	✓	✓		22 - 17	19 - 15	32.9	39.5	9810520
B	✓	✓		26 - 22	26 - 19	38.8	39.5	9810560
SPECIAL	✓	✓	✓	10 - 4,5	-	-	32.0	9810110

Schlemmer

DIMENSIONS CONNECTORS / ABMESSUNGEN STECKER

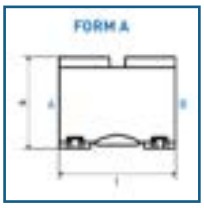

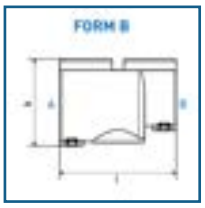

Shape Form	Outside gripping Außengriff	Clamp lock design Klemmendesign	Smooth Tubing Output Glattschlauchausgang	POLYFLEX compatibility		b (mm)	l (mm)	Schlemmer PN
				NP & UFW	AHW			
CONNECTOR / STECKER								
STRAIGHT	✓	✓		22-13	19-11	32.4	21.0	7807604
90° ANGLE	✓	✓		8,5-8,5	-	32.4	30.8	7807397
90° ANGLE	✓	✓		10-10	8,5-8,5	28.0	35.2	7807398
90° ANGLE	✓	✓		13-13	11-11	30.5	37.5	7807399
90° ANGLE	✓	✓	✓	13	11	30.5	37.5	7807395
90° ANGLE	✓	✓		17-17	15-15	38.3	43.7	7807400
90° ANGLE	✓	✓		22-22	19-19	44.3	49.1	7807401
90° ANGLE	✓	✓		26-17	26-15	42.2	49.1	9807391
90° ANGLE	✓	✓		26-22	26-19	42.2	49.1	7807393
90° ANGLE	✓	✓		26-26	26-26	48.3	54.3	7807403
CONNECTING SLEEVE / VERBINDUNGSSCHLAUCH								
WITH CLAMPING SPACE	✓	✓		10	-	-	-	9805591

DIMENSIONS M-MANIFOLDS / ABMESSUNGEN M-VERTEILER

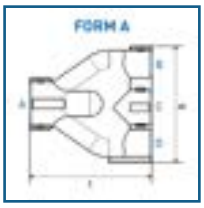

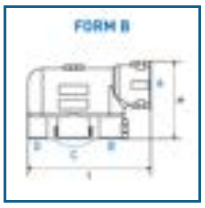

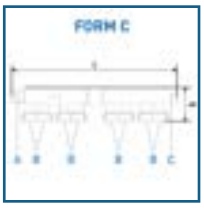

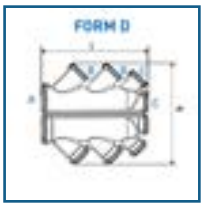



Shape Form	Outside gripping Außengriff	Inside gripping Innengriff	Clamp lock Klemmverschluss	Spread anchor Spreizdübel	POLYFLEX compatibility		b (mm)	l (mm)	Schlemmer PN
					NP & UFW	AHW			
A	✓		✓		7,5-4,5-4,5-4,5	6-4,5-4,5-4,5	36.5	36.0	9817090
A	✓		✓		10-4,5-7,5-4,5	8,5-4,5-6-4,5	-	45.4	9817092
A	✓		✓		10-7,5-7,5-4,5	8,5-6-6-4,5	-	45.4	9817091
A	✓		✓		26-17-17-17	29-15-15-15	88.5	90.4	9817550
B	✓		✓	✓	10-4,5-7,5-3	8,5-4,5-6-3	31.6	52.5	9817502
C	✓	A+C	✓		13-8x8,5(4,5)-17	-	38.5	185.5	9817095
D	✓		✓		17-13-13-10-10	15-11-11-8,5-8,5	90.3	97.5	9811220
D	✓		✓		29-2x10-2x17-22	-	82.7	81.5	9817500
D	✓		✓		17-17-8,5-13-8,5	-	51.0	57.9	9811223
E		✓	✓		22-5x10	-	-	-	9806067

DIMENSIONS T-MANIFOLDS / ABMESSUNGEN T-VERTEILER

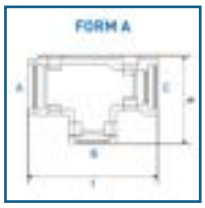

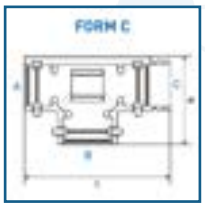

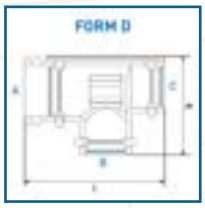

Shape Form	Outside gripping Außengriff	Snap lock Schnapp-verschluss	Clamp lock Klemm-verschluss	Plug socket slide in Steckfuß-einschub	Exterior hook-up on branch C Außenanschluss am Abzweig C	POLYFLEX compatibility		b (mm)	l (mm)	Schlemmer PN
						NP & UFW	AHW			
A	✓	✓		✓		7,5-7,5-7,5	6-6-2006	24.7	33.4	9806082
A	✓	✓		✓		8,5-8,5-10	-	27.2	37.6	9806088
A	✓	✓		✓		10-7,5-7,5	8,5-6-6	24.7	36.0	9806087
A	✓	✓		✓		10-8,5-10	-	26.9	37.5	9806086
A	✓	✓		✓		10-10-7,5	8,5-8,5-6	26.8	38.5	9806097
A	✓	✓		✓		10-10-10	8,5-8,5-8,5	26.7	39.2	9806089
A	✓	✓		✓		13-7,5-13	11-6-11	30.9	35.8	9806092
A	✓	✓		✓		13-10-10	11-8,5-8,5	29.1	38.9	9806091
A	✓	✓		✓		13-13-7,5	11-11-2006	30.3	41.5	9806093
A	✓	✓		✓		17-7,5-17	15-6-15	34.6	37.5	9806095
A	✓	✓		✓		17-10-17	15-8,5-15	35.8	40.5	9806094
A	✓	✓		✓		17-13-13	15-11-11	34.6	43.2	9806096
A	✓	✓		✓		17-17-7,5	15-15-6	39.5	48.9	9806099
A	✓		✓			29-22-29	-	57.3	60.0	9806320
A	✓		✓			37-13-37	-	70.5	65.4	9806322
A	✓		✓			37-17-37	-	75.5	67.4	9806321
A	✓		✓			37-26-37	-	86.0	67.4	9806324
B	✓		✓	✓		4,5-4,5-4,5	4,5-4,5-4,5	24.1	30.0	9806162
B	✓		✓	✓	✓	7,5-4,5-7,5	6-4,5-6	25.7	36.6	9806081
B	✓		✓	✓		7,5-7,5-4,5	6-6-4,5	25.7	33.2	9806168
B	✓		✓	✓	✓	7,5-7,5-7,5	6-6-2006	26.1	39.2	9806083
B	✓		✓	✓	✓	7,5-10-7,5	6-8,5-6	26.1	42.4	9806180
B	✓		✓	✓	✓	8,5-8,5-8,5	-	29.0	43.4	9806133
B	✓		✓	✓	✓	8,5-8,5-10	-	28.5	41.1	9806079
B	✓		✓	✓	✓	10-4,5-7,5	8,5-4,5-6	33.7	50.8	9806197
B	✓		✓	✓	✓	10-4,5-10	8,5-4,5-8,5	28.7	36.6	9806105
B	✓		✓	✓		10-7,5-4,5	8,5-6-4,5	33.7	44.0	9806170
B	✓		✓	✓	✓	10-7,5-10	8,5-6-8,5	28.7	39.4	9806111

Shape Form	Outside gripping Außengriff	Clamp lock Klemm-verschluss	Plug socket slide in Steckfuß-einschub	Exterior hook-up on branch C Außenanschluss am Abzweig C	Smooth Tubing Output Glattschlauch-ausgang	POLYFLEX compatibility		b (mm)	l (mm)	Schlemmer PN
						NP & UFW	AHW			
B	✓	✓	✓			10-10-4,5	8,5-8,5-4,5	33.7	44.6	9806169
B	✓	✓	✓	✓		10-10-7,5	8,5-8,5-6	28.7	42.4	9806160
B	✓	✓	✓	✓		10-10-10	8,5-8,5-8,5	28.8	42.4	9806138
B	✓	✓	✓	✓		13- 4,5-13	11-4,5-11	53	36.6	9806307
B	✓	✓	✓	✓		13-7,5-13	11-6-11	31.7	40.1	9806158
B	✓	✓	✓	✓		13-8,5-10	-	-	52.3	9806175
B	✓	✓	✓			13-10-4,5	11-8,5-4,5	46.1	36.6	9806171
B	✓	✓	✓	✓		13-10-7,5	11-8,5-6	36.6	52.3	9806172
B	✓	✓	✓	✓		13-10-13	11-8,5-11	31.6	43.6	9806101
B	✓	✓	✓	✓		13-13-7,5	11-11-2006	31.6	45.3	9806159
B	✓	✓	✓	✓		13-13-10	11-11-8,5	31.6	45.3	9806104
B	✓	✓	✓	✓		17-4,5-17	15-4,5-15	37	40.8	9806161
B	✓	✓	✓	✓		17- 7,5-13	15-6-11	36.9	41	9806100
B	✓	✓	✓	✓		17-7,5-17	15-6-15	37	40.8	9806137
B	✓	✓	✓	✓		17-10-13	15-8,5-11	36.9	43.6	9806107
B	✓	✓	✓	✓		17-10-17	15-8,5-15	37	43.8	9806136
B	✓	✓	✓	✓		17-13-13	15-11-11	36.9	46	9806166
B	✓	✓	✓	✓		17-13-17	15-11-15	36.3	50.1	9806141
B	✓	✓	✓	✓		17-17-7,5	15-15-6	36.9	50.6	9806167
B	✓	✓		✓		17-22-17	15-19-15	39.3	59.9	9806135
B	✓	✓		✓		22-4,5-22	19-4,5-19	37	41.4	9806106
B	✓	✓		✓		22-7,5-22	19-6-19	41.4	39.5	9806113
B	✓	✓		✓		22-8,5-22	-	47	66.4	9806149
B	✓	✓		✓		22-10-10	19-8,5-8,5	47	66.3	9806143
B	✓	✓		✓		22-10-17	19-8,5-15	47	67.7	9806179
B	✓	✓		✓		22-10-22	19-8,5-19	41.5	42.5	9806121
B	✓	✓		✓	✓	22-10-22	19-8,5-19	66.4	47	9806164
B	✓	✓		✓		22-13-17	19-11-15	41.4	46.7	9806114
B	✓	✓		✓		22-13-22	19-11-19	41.4	46.4	9806108
B	✓	✓	✓	✓		22-17-13	19-15-11	41.9	51.3	9806103
B	✓	✓	✓	✓		22-22-10	19-19-8,5	-	-	9806178
B	✓	✓		✓		22-22-13	19-19-11	43.8	58.5	9806142
B	✓	✓		✓		22-22-22	19-19-19	42.4	56.2	9806102
B	✓	✓		✓	✓	22-22-22	19-19-19	66.4	47	9806165
B	✓	✓		✓		22-26-17	19-26-15	42.5	57	9806184
B	✓	✓		✓		22-29-26	-	48.5	60	9806182
B	✓	✓		✓		26-4,5-22	26-4,5-19	53	72.3	9806153
B	✓	✓		✓		26-4,5-26	26-4,5-26	53	73	9806144
B	✓	✓		✓		26-7,5-22	26-6-19	53	72.3	9806156
B	✓	✓		✓		26-7,5-26	26-6-26	53	73	9806177
B	✓	✓		✓		26-8,5-26	-	53	73	9806145
B	✓	✓		✓		26-10-26	26-8,5-26	47.6	45.1	9806129
B	✓	✓		✓		26-13-13	26-11-11	53	72.9	9806140

Shape Form	Outside gripping Außengriff	Clamp lock Klemm-verschluss	Plug socket slide in Steckfuß-einschub	Exterior hook-up on branch C Außenanschluss am Abzweig C	Smooth Tubing Output Glattschlauch-ausgang	POLYFLEX compatibility		b (mm)	l (mm)	Schlemmer PN
						NP & UFW	AHW			
B	✓	✓		✓		26-13-22	26-11-19	53	72.3	9806148
B	✓	✓		✓		26-13-26	26-11-26	53	73	9806147
B	✓	✓		✓		26-17-17	26-15-15	49	52.5	9806109
B	✓	✓		✓		26-17-22	26-15-19	47.3	50.7	9806119
B	✓	✓		✓		26-17-26	26-15-26	53	73	9806146
B	✓	✓		✓		26-22-22	26-19-19	47.3	55.2	9806112
B	✓	✓		✓		26-26-10	26-26-8,5	53	72.2	9806174
B	✓	✓		✓		26-26-13	26-26-11	53	72.9	9806134
B	✓	✓		✓		26-26-22	26-26-19	47.4	61.2	9806110
B	✓	✓		✓		26-26-26	26-26-26	53	73	9806157
B	✓	✓				29-13-29	-	51.5	41.5	9806183
B	✓	✓				29-17-26	-	51.4	46.4	9806181
B	✓	✓		✓		29-17-29	-	53.5	59.6	9806301
B	✓	✓				37-13-26	-	50.2	57.9	9806205
B	✓	✓				50-26-50	-	69.5	82	9806204
B	✓	✓		✓		50-37-26	-	80.8	78.8	9806209
B	✓	✓		✓		50-37-50	-	96	78.9	9806208

Shape Form	Clamp lock Klemm-verschluss	Plug socket slide in Steckfuß-einschub	Exterior hook-up on branch Außenanschluss am Abzweig		Internal stop ridge Innerer Anschlag	POLYFLEX compatibility		b (mm)	l (mm)	Schlemmer PN
			A	C		NP & UFW	AHW			
OUTSIDE GRIPPING / AUSSENGRIFF										
C	✓	✓		✓	✓	7,5-4,5-4,5	6-4,5-4,5	24.7	37.7	9806125
C	✓	✓			✓	10-8,5-8,5	-	29.1	36	9806188
C	✓	✓		✓	✓	10-8,5-10	-	29.1	42.2	9806189
C	✓	✓			✓	10-10-8,5	-	29.1	37	9806185
C	✓	✓		✓	✓	10-13-10	8,5-11-8,5	29.1	46.2	9806186
C	✓	✓		✓	✓	13-4,5-10	11-4,5-8,5	30.6	39.5	9806127
C	✓	✓		✓	✓	13-8,5-13	-	31.6	42.4	9806118
C	✓	✓		✓	✓	13-13-13	11-11-11	31.9	46.6	9806115
C	✓	✓		✓	✓	17-8,5-17	-	36.9	46	9806120
C	✓	✓		✓	✓	17-17-13	15-15-11	37.2	51.9	9806187
C	✓	✓		✓	✓	22-22-17	19-19-15	43.8	60.6	9806126
C	✓			✓	✓	22-23-10	-	42.2	60.6	9806116
C	✓			✓	✓	22-23-13	-	42.2	61.3	9806117
C	✓			✓	✓	23-22-22	-	46.6	58.4	9806122
C	✓			✓	✓	26-17-10	26-15-8,5	49	51.8	9806123
C	✓			✓	✓	26-17-13	26-15-11	49	52.2	9806124
C	✓			✓	✓	26-22-23	-	49.7	57.6	9806128
C	✓					37-13-29	-	63.4	65.4	9806323
D	✓	✓				10-7,5-7,5	8,5-6-6	28.7	39.7	9806130
D	✓	✓				13-10-10	11-8,5-8,5	31.9	43.6	9806131
D	✓					37-22-29	-	73.4	68.4	9806325

Shape Form	Snap lock Schnapp-verschluss	Plug socket slide in Steckfuß-einschub	Exterior hook-up on branch Außenanschluss am Abzweig		Internal stop ridge Innerer Anschlag	POLYFLEX compatibility		b (mm)	l (mm)	Schlemmer PN
			A	C		NP & UFW	AHW			
INSIDE GRIPPING / AUSSENGRIFF										
	✓					10-10-10*	-	-	94	9806073
	✓					10-17-22*	-	-	105	9806074
	✓					17-17-10*	-	-	94	9806072
	✓					17-17-17*	-	-	94	9806076
	✓					22-22-10*	-	-	105	9806069
	✓					22-22-17*	-	-	105	9806070
	✓					22-22-22*	-	-	105	9806068

DIMENSIONS SPECIAL T-MANIFOLDS / ABMESSUNGEN SPEZIELLE T-VERTEILER

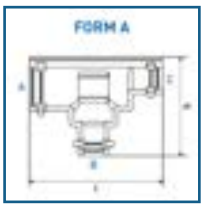

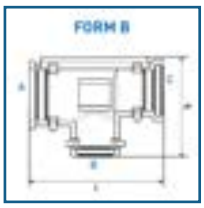

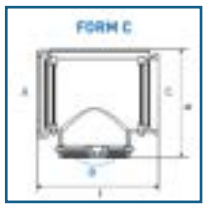

Shape Form	Outside gripping Außengriff	Clamp lock Klemmverschluss	Plug socket slide in Steckfußeinschub	POLYFLEX compatibility		b (mm)	l (mm)	Schlemmer PN
				NP & UFW	AHW			
A	✓	✓	✓	10-4,5-4,5	8,5-4,5-4,5	-	-	9806302
A	✓	✓		-	23SOF-13-23SOF	51	49.6	9810550
A	✓	✓		-	23SOF-13-23SOF	51	47.6	9810551
A	✓	✓		26-29-26	-	48.5	60	9806304
B	✓	✓		13-8,5-10	11-8,5-8,5	-	-	9806191
B	✓	✓		10-10-10	8,5-8,5-8,5	-	-	9806190
B	✓	✓		17-10-17	15-8,5-15	-	-	9806192
B	✓	✓		17-13-13	15-11-11	36.5	46.7	9806193
B	✓	✓		29-26-29	-	53.5	59.6	9806154
C	✓	✓		29-10/7,5-29	-	-	-	9806300

DIMENSIONS SPECIAL T-MANIFOLDS / ABMESSUNGEN SPEZIELLE T-VERTEILER

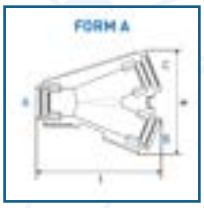

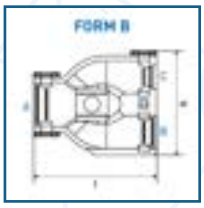

Shape Form	Outside gripping Außengriff	Snap lock Schnapp-verschluss	Clamp lock Klemm-verschluss	Plug socket slide in Steckfuß-einschub	POLYFLEX compatibility		b (mm)	l (mm)	Schlemmer PN
					NP & UFW	AHW			
A	✓	✓			7,5-7,5-7,5	6-6-2006	40.1	46.9	9817079
B	✓		✓	✓	7,5-4,5-4,5	6-4,5-6	22.5	32.5	9817501
B	✓		✓		10-4,5-7,5	8,5-4,5-6	33.5	38	9817503
B	✓		✓		37-17-29	-	95	82.8	9817070

DIMENSIONS Y-MANIFOLDS / ABMESSUNGEN Y-VERTEILER

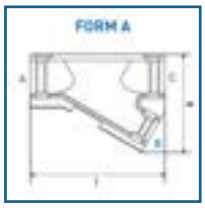

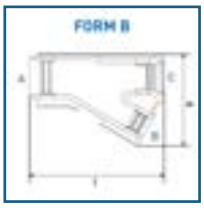

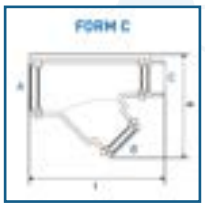

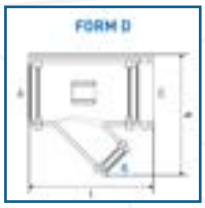

Shape Form	Outside gripping Außengriff	Snap lock Schnapp-verschluss	Clamp lock Klemm-verschluss	Plug socket slide in Steckfuß-einschub	Exterior hook-up on branch C Außenanschluss am Abzweig C	Internal stop ridge Innerer Anschlag	POLYFLEX compatibility		b (mm)	l (mm)	Schlemmer PN
							NP & UFW	AHW			
A	✓	✓					7,5-4,5-4,5	6-4,5-4,5	30	40	9817080
A	✓	✓					7,5-4,5-7,5	6-4,5-6	30	40	9817083
B	✓	✓			✓		17-13-17	15-11-15	58.4	78.8	9817201
B	✓	✓			✓		22-10-17	19- 8,5-15	57.1	68.8	9817200
B	✓	✓			✓		22-13-17	19-11-15	55.1	60.3	9817203
B	✓	✓			✓		22-17-17	19-15-15	58.9	67.9	9817202
C	✓		✓	✓			4,5-4,5-4,5	4,5-4,5-4,5	27.8	33	9817050
C	✓		✓	✓	✓		13-7,5-10	11-6-8,5	40.9	47.3	9817304
C	✓		✓		✓		13-10-10	11-8,5-8,5	45.4	59.9	9817306
C	✓		✓		✓		13-10-13	11-8,5-11	45.6	59.9	9817305
C	✓		✓		✓		13-13-13	11-11-11	46.6	59.9	9817308
C	✓		✓		✓		17-13-10	15-11-8,5	46.9	59.9	9817310
C	✓		✓		✓		17-17-10	15-15-8,5	48.8	59.9	9817309
C	✓		✓		✓		22-13-22	19-11-19	57	63.5	9817311
C	✓		✓		✓		22-22-22	19-19-19	64.7	76.7	9817302
C	✓		✓		✓		26-22-22	26-19-19	64.7	69.4	9817300
C	✓		✓				29-29-22	29-29-19	95	79.6	9817243
C	✓		✓				37-29-22	-	102	88.6	9817244
C	✓		✓				37-37-22	-	113	98.5	9817241
SIMILAR TO FORM C / ÄHNLICH WIE FORM C											
	✓		✓	✓			8,5-8,5-8,5	-	38.9	45	9817040
	✓		✓	✓		✓	10-8,5-8,5	-	39.4	45	9817041
	✓		✓	✓	✓		10-8,5-10	-	40	51.2	9817030
	✓		✓	✓		✓	13-8,5-8,5	-	37.9	40	9817037
	✓		✓	✓	✓		13-8,5-10	-	40.1	49.2	9817031
	✓		✓	✓	✓		13-8,5-13	-	43	51.9	9817032
	✓		✓	✓	✓	✓	17-8,5-13	-	43.3	47.9	9817039
	✓		✓	✓	✓		17-10-10	15-8,5-8,5	41.9	46.2	9817033
	✓		✓	✓	✓	✓	17-10-17	15-8,5-15	49.7	55.6	9817038
	✓		✓	✓	✓		17-10-13	15-8,5-11	44	48.9	9817035
	✓		✓	✓	✓	✓	17-13-13	15-11-11	46.2	52.9	9817036
	✓		✓	✓	✓	✓	22-10-22	19-8,5-19	54.2	54.3	9817034
D	✓		✓		✓		10-10-10	8,5-8,5-8,5	43	54.4	9817303
D	✓		✓				26-10-26	26-8,5-26	62	60.8	9817242
D	✓		✓				29-22-26	29-19-26	75	72.7	9817240
D	✓		✓				29-26-29	29-26-29	95	80.5	9817044
D	✓		✓				37-22-37	-	93	86.5	9817247

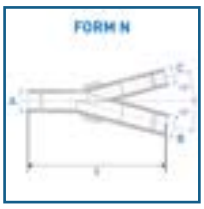

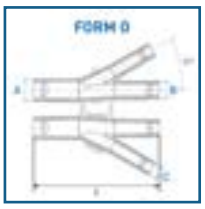

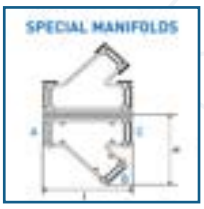

Shape Form	Outside gripping Außengriff	Inside gripping Innengriff	Internal stop ridge Innerer Anschlag	POLYFLEX compatibility		b (mm)	l (mm)	Schlemmer PN
				NP & UFW	AHW			
N		✓		8,5-8,5-8,5	-	-	66	9817085
N		✓		10-8,5-8,5	-	-	66	9817107
N		✓		13-10-10	-	-	72.3	9805575
N		✓		13-13-10	-	-	76	9805583
N		✓		17-10-10	-	-	67	9805559
N		✓		17-13-10	-	-	83	9805567
N		✓		17-13-13	-	-	83	9805540
N		✓		17-17-10	-	-	85	9806059
N		✓		22-22-8,5	-	-	95	9817220
N		✓		22-22-10	-	-	95	9806032
N		✓		22-22-13	-	-	100	9806016
N		✓		22-22-17	-	-	100	9806040
N		✓		22-22-22	-	-	105	9817212
N		✓		26-22-22	-	-	105	9806045
N		✓		29-22-22	-	-	110	9817352
N		✓		29-22-22	-	-	110	9806024
O		✓		10-10-10	-	-	64	9805524
O		✓		13-10-8,5	-	-	69	9817131
O		✓		13-13-8,5	-	-	85	9817336
O		✓		17-10-8,5	-	-	85	9817158
O		✓		17-10-17	-	-	85	9817159
O		✓		17-17-8,5	-	-	85	9817174
O		✓		17-17-13	-	-	85	9817190
O		✓		22-17-13	-	-	85	9805532
O		✓		22-17-17	-	-	105	9817344
O		✓		26-17-22	-	-	105	9817396
O		✓		26-22-17	-	-	105	9817395
O		✓		26-22-17	-	-	105	9817301
O		✓		26-26-8,5	-	-	105	9817360
O		✓		26-26-8,5	-	-	105	9817263
O		✓		26-26-10	-	-	105	9817379
O		✓		26-26-10	-	-	105	9817280
O		✓		26-26-17	-	-	105	9817387
O		✓		26-26-17	-	-	105	9817328
O		✓		29-29-17	-	-	109	9806026
O		✓		29-29-22	-	-	109	9806025
SPECIAL MANIFOLDS / SPEZIELLER VERTEILER								
	✓			13-13-17	11-11-15	50.8	55	9817312
	✓		✓	26-26-17	26-26-15	70	81.8	9817250
	✓			26-26-26	26-26-26	71	75	9817060

ADD-ON PARTS: DIMENSIONS REDUCERS / ZUSATZTEILE: REDUZIERUNGEN

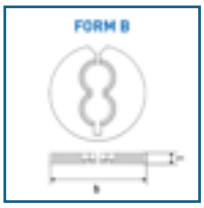

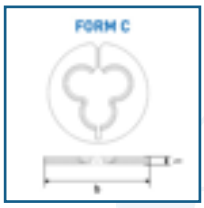

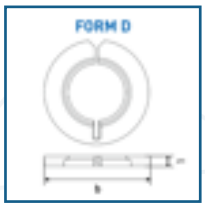

Shape Form	POLYFLEX compatibility		b (mm)	l (mm)	Schlemmer PN
	NP & UFW	AHW			
A	8,5 → 4,5	-	11.7	9	7807270
A	10 → 4,5	8,5 - 4,5	12.7	9	7807272
A	10 → 7,5	8,5 - 6	13.1	7.5	7807276
A	13 → 10	11 - 8,5	16	7.5	7807280
A	13 → 7,5	11 - 6	16	7.5	7807278
A	17 → 13	15 - 11	21.3	8.5	7807283
A*	17 → 13	15 - 11	21.3	19	7807320
A	26 → 17	26 - 15	31.7	19.2	7807339
A	22 → 17	19 - 15	25.8	9.5	7807282
A	17 → Ø9	15 - Ø9	21.5	8	7807605
A	29 → 26	-	34.8	17	7807285
B	17 → 2 x 4,5	15 - 2 x 4,5	21.3	2.5	7807289
B	22 → 2 x 7,5	19 - 2 x 6	25	2.6	7807290
B	22 → 8,5 - 7,5	-	25	2.6	7807291
B	22 → 2 x 4,5	19 - 2 x 4,5	25.9	2.6	7807187
B	22 → 7,5 - 4,5	19 - 6 - 4,5	25.9	2.6	7807765
C	17 → 3 x 4,5	15 - 3 x 4,5	21.3	2.5	7807293
C	22 → 2 x 4,5 - 7,5	19 - 2 x 4,5 - 6	25.9	2.6	7807697
C	22 → 2 x 7,5 - 4,5	19 - 2 x 6 - 4,5	25.9	2.6	7807761
C	22 → 3 x 4,5	19 - 3 x 4,5	25.9	2.6	7807698
C	22 → 3 x 7,5	19 - 3 x 6	25.9	2.6	7807292
C	29 → 3 x 8,5	-	34.8	2.3	7807295
D	10 → 8,5	-	13.1	2.1	7807288
D	17 → 13	15 - 11	21.4	2.5	7807296
D	22 → 13	19 - 11	25.9	2.6	7807294
D	26 → 22	26 - 19	31.7	2.4	7807654
D	10 → 4,5	8,5 - 4,5	13.2	2.1	7807299
D	10 → 7,5	8,5 - 6	13.2	2.1	7807297
D	14 → 13	X - 11	18.6	2	7807766

POLYFLEX FASTENING ACCESSORIES

- ▶ Fastening of protected wire harnesses their application
- ▶ Easy & quick installation

- ▶ Befestigung geschützter Kabelbäume an der Anwendungsumgebung
- ▶ einfache & schnelle Installation

- **Product family:** Accessories
- **Construction:** PA injected parts
- **Temperature of use:** up to -40/150°C
- **Standard colors:** black
- **Packaging:** cardboard boxes
- Compatible with POLYFLEX convoluted tubing range. Please contact your Sales Representative for more information.

- **Produktfamilie:** Zubehör
- **Konstruktion:** PA-Spritzgussteile
- **Betriebstemperatur:** bis -40/150°C
- **Standardfarbe:** schwarz
- **Lieferformen:** Karton
- kompatibel mit POLYFLEX-Wellschläuchen; für weitere Informationen kontaktieren Sie bitte Ihren Vertriebsmitarbeiter.

DIMENSIONS CLIPS & MOUNTS /ABMESSUNGEN CLIPS & BEFESTIGUNGEN

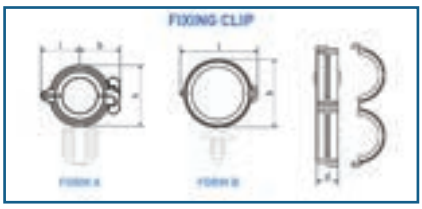

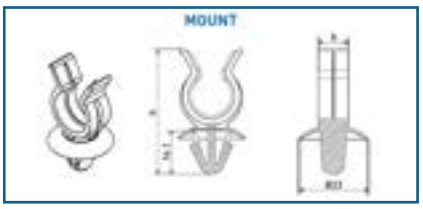

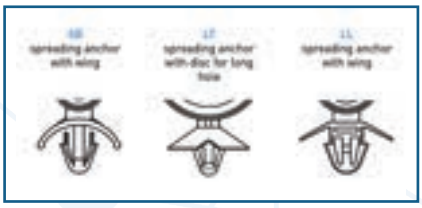

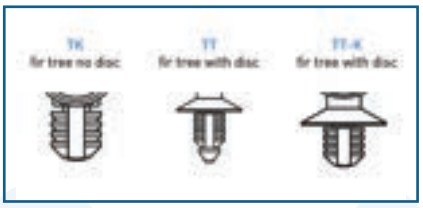

Shape Form	Plug System Stecksystem	Metal sheet thickness Blechstärke (mm)	Drill hole diameter Bohrloch-durchmesser (mm)	POLYFLEX compatibility		h (mm)	b (mm)	l (mm)	d (mm)	Schlemmer PN
				NP & UFW	AHW					
A	Fixing Clip	0,6-5,1	6.5	4.5	4.5	10.2	5.5	7.2	13	9805917
A	Fixing Clip	0,6-5,1	6.5	7.5	6	13.2	7	8.7	13	9805911
A	Fixing Clip	0,6-5,1	6.5	8.5	-	14.7	7.8	9.5	13	9805912
A	Fixing Clip	0,6-5,1	6.5	10	8.5	15.8	8.3	10	13	9805913
A	Fixing Clip	0,6-5,1	6.5	13	11	19	10	11.7	13	9805914
A	Fixing Clip	0,6-5,1	6.5	17	15	24	12	14	13	9805925
A	Fixing Clip	0,6-5,1	6.5	22	19	28.4	14.6	16.2	13	9805916

Shape Form	Plug System Stecksystem	Metal sheet thickness Blechstärke (mm)	Drill hole diameter Bohrloch-durchmesser (mm)	POLYFLEX compatibility		h (mm)	b (mm)	l (mm)	d (mm)	Schlemmer PN
				NP & UFW	AHW					
A	Fixing Clip TK	0,8-5	6.5	4.5	4.5	-	13.8	9.8	13	9805310
A	Fixing Clip TK	0,8-5	6.5	7.5	6	-	16.6	12.6	13	9805311
A	Fixing Clip TK	0,8-5	6.5	8.5	-	-	18.4	14.4	13	9805312
A	Fixing Clip TK	0,8-5	6.5	10	8.5	-	19.6	15.6	13	9805313
A	Fixing Clip TK	0,8-5	6.5	13	11	-	22.5	18.5	13	9805314
B	Fixing Clip TT-K	0,8-5	6.5	10	8.5	-	20.4	16.2	14.9	9805980
B	Fixing Clip TT-K	0,8-5	6.5	10	8.5	-	19.6	15.6	13	9805985
B	Fixing Clip TT-K	0,8-5	6.5	13	11	-	22.5	18.5	13	9805981
B	Fixing Clip LT	0,5-3	6,2 x 12,2	-	23SOF	-	-	-	13	9805962
B	Fixing Clip SB	0,5-3	6.5	-	23SOF	-	-	-	13	9805956
B	Fixing Clip TT	0,8-6	6.5	-	23SOF	-	36.1	31.6	13	9805900
B	Fixing Clip TT-K	0,8-5	6.5	-	23SOF	-	36.1	31.6	13	9805978
B	Fixing Clip SB	0,5-3	6.5	4.5	4.5	-	-	-	13	9805961
B	Fixing Clip TT	0,8-6	6.5	4.5	4.5	-	14.3	9.8	13	9805960
B	Fixing Clip TT-K	0,8-5	6.5	4.5	4.5	-	14.3	9.8	13	9805965
B	Fixing Clip SB	0,5-3	6.5	7.5	6	-	17.1	12.6	13	9805977
B	Fixing Clip TT	0,8-6	6.5	7.5	6	-	17.1	12.6	13	9805963
B	Fixing Clip TT-K	0,8-5	6.5	7.5	6	-	17.1	12.6	13	9805975
B	Fixing Clip TT-K	0,8-5	8	7.5	6	-	17.1	12.6	13	9805979
	Fixing Clip LL	0,8-5	8 x 15	10	8.5	-	20.4	16.2	14.9	9805976
MOUNT / BEFESTIGUNG										
ST	Mount ST 8,5	2,0-3,2	8,8-11,0	4.5	4.5	28.2	9.6	-	-	8713195
ST	Mount ST 8,5	2,0-3,2	8,8-11,0	8.5		34.7	9.9	-	-	8713196
ST	Mount ST 8,5	2,0-3,2	8,8-11,0	10	8.5	37.2	9.9	-	-	8713190
ST	Mount ST 8,5	2,0-3,2	8,8-11,0	13	11	41.1	9.9	-	-	8713189
ST	Mount ST 8,5	2,0-3,2	8,8-11,0	17	15	48.9	11.8	-	-	8713188
ST	Mount ST 8,5	2,0-3,2	8,8-11,0	22	19	48.8	11.9	-	-	8713187

DIMENSIONS CLIPS WITH MOUNTING PLATE & METAL INSERT
ABMESSUNGEN CLIPS MIT BEFESTIGUNGSPLATTE & METALLEINSATZ

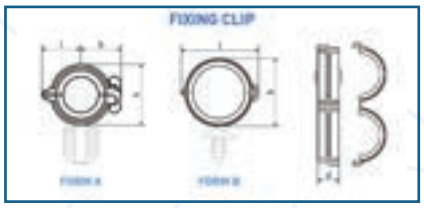

Plug System Stecksystem	POLYFLEX compatibility		Drill hole diameter Bohrloch-durchmesser (mm)	a (mm)	b (mm)	c (mm)	d (mm)	e (mm)	f (mm)	Schlemmer PN
	NP & UFW	AHW								
POLYAMIDE 46, SMOOTH / POLYAMID 46, GLATT										
FIXING CLIP-KPL	7.5	6	6.5	10.2	-	20.1	38	18	5	9805467
FIXING CLIP-KPL	10	8.5	6.5	13.2	-	21.6	41	18	5	9805468
FIXING CLIP-KPL	13	11	6.5	16.1	-	23.1	43.9	18	5	9805469
FIXING CLIP-KPL	17	15	6.5	21.4	-	25.7	49.2	18	5	9805470
FIXING CLIP-KPL	22	19		25.9	-	28	53.7	18	5	9805471

Plug System Stecksystem	POLYFLEX compatibility		Drill hole diameter Bohrloch-durchmesser (mm)	a (mm)	b (mm)	c (mm)	d (mm)	e (mm)	f (mm)	Schlemmer PN
	NP & UFW	AHW								
POLYAMIDE 46, WITH INNER CONTOUR / POLYAMID 46, MIT INNENKONTUR										
FIXING CLIP-KPL	4.5	4.5	6.5	7.4	5.7	18.7	35.2	18	5	9805411
FIXING CLIP-KPL	7.5	6	6.5	10.2	7.5	20.1	28	18	5	9805412
FIXING CLIP-KPL	10	8.5	6.5	13.2	11.1	21.6	41	18	5	9805413
FIXING CLIP-KPL	13	11	6.5	16.1	14.1	23.1	43.9	18	5	9805414
FIXING CLIP-KPL	17	15	6.5	21.4	17.9	25.7	49.2	18	5	9805415
FIXING CLIP-KPL	22	19	6.5	25.9	22.7	28	53.7	18	5	9805416
POLYAMIDE 66, SMOOTH / POLYAMID 66, GLATT										
FIXING CLIP-KPL	4.5	4.5	6.5	10.2	-	20.1	38	18	5	9805439
FIXING CLIP-KPL	7.5	6	6.5	13.2	-	21.6	41	18	5	9805440
FIXING CLIP-KPL	10	8.5	6.5	16.1	-	23.1	43.9	18	5	9805441
FIXING CLIP-KPL	13	11	6.5	21.4	-	25.7	49.2	18	5	9805442
FIXING CLIP-KPL	17	15	6.5	25.9	-	29	56.2	21	5	9805443
FIXING CLIP-KPL	22	19	6.5	31.8	-	31.9	62.1	21	5	9805444
FIXING CLIP-KPL	4.5	4.5	8.5	10.2	-	20.1	38	18	5	9805453
FIXING CLIP-KPL	7.5	6	8.5	13.2	-	21.6	41	18	5	9805454
FIXING CLIP-KPL	10	8.5	8.5	16.1	-	23.1	43.9	18	5	9805455
FIXING CLIP-KPL	13	11	8.5	21.4	-	25.7	49.2	18	5	9805456
FIXING CLIP-KPL	17	15	8.5	25.9	-	29	56.2	21	5	9805457
FIXING CLIP-KPL	22	19	8.5	31.8	-	31.9	62.1	21	5	9805458
POLYAMIDE 66, WITH INNER CONTOUR / POLYAMID 66, MIT INNENKONTUR										
FIXING CLIP-KPL	4.5	4.5	6.5	7.4	5.7	18.7	35.2	18	5	9805431
FIXING CLIP-KPL	7.5	6	6.5	10.2	7.5	20.1	38	18	5	9805432
FIXING CLIP-KPL	8.5		6.5	12	9.4	21	39.8	18	5	9805476
FIXING CLIP-KPL	10	8.5	6.5	13.2	11.1	21.6	41	18	5	9805433
FIXING CLIP-KPL	13	11	6.5	16.1	14.1	23.1	43.9	18	5	9805434
FIXING CLIP-KPL	17	15	6.5	21.4	17.9	25.7	49.2	18	5	9805435
FIXING CLIP-KPL	22	19	6.5	25.9	22.7	29	56.2	21	5	9805436
FIXING CLIP-KPL	26	26	6.5	31.8	27.4	31.9	62.1	21	5	9805437
FIXING CLIP-KPL	4.5	4.5	8.5	7.4	5.7	18.7	35.2	18	5	9805445
FIXING CLIP-KPL	7.5	6	8.5	10.2	7.5	20.1	38	18	5	9805446
FIXING CLIP-KPL	8.5		8.5	12	9.4	21	39.8	18	5	9805477
FIXING CLIP-KPL	10	8.5	8.5	13.2	11.1	21.6	41	18	5	9805447
FIXING CLIP-KPL	13	11	8.5	16.1	14.1	23.1	4.9	18	5	9805448
FIXING CLIP-KPL	17	15	8.5	21.4	17.9	25.7	49.2	18	5	9805449
FIXING CLIP-KPL	22	19	8.5	25.9	22.7	29	56.2	21	5	9805450
FIXING CLIP-KPL	26	26	8.5	31.8	27.4	31.9	62.1	21	5	9805451
FIXING CLIP-KPL	29	29	8.5	34.9	30.3	33.5	65.2	21	5	9805493

DIMENSIONS CLAMPS / ABMESSUNGEN KLEMMEN

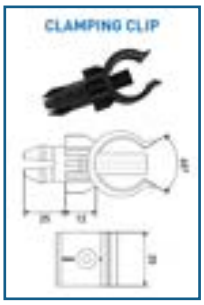

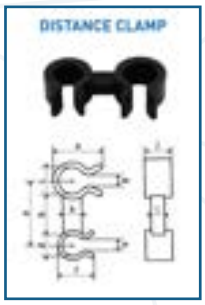

Type Typ	For metal sheet thickness für Blechstärke (mm)	POLYFLEX compatibility		a (mm)	b (mm)	c (mm)	d (mm)	e (mm)	f (mm)	g (mm)	h (mm)	j (mm)	k (mm)	l (mm)	Schlemmer PN
		NP & UFW	AHW												
FIXING CLIP / HALTEKLAMMER															
RP 6				14	16	2	5,7-6,3	6.6			4				8211060
RP 8				15	16	2	7,6-8,3	6.6			4				8211086
RP 9		7.5	6	15	16	2	8,6-9,3	6.6			4				8211094
RP 10				16	16	2	9,5-10,3	6.6			4				8211108
RP 11				16	16	2	10,5-11,3	6.6			4				8211116
RP 12		8.5		17	16	2	11,5-12,3	6.6			4				8211124
RP 13		10	8.5	17	16	2	12,3-13,3	6.6			4				8211000
RP 14				18	16	2.5	13,5-14,3	6.6			5				8211140
RP 15				19	16	2.5	14,5-15,3	6.6			5				8211159
RP 16		13	11	19	16	2.5	15,5-16,3	6.6			5				8211035
RP 18				20	16	2.5	17,4-18,3	6.6			5				8211043
RP 19				21	16	2.5	18,4-19,3	6.6			5				8211191
RP 20		17	15	22	19	2.5	19,4-20,3	6.6			5				8211205
RP 22				23	19	2.5	21,4-22,3	6.6			5				8211019
RP 25		22	19	30	23	3	24,4-25,3	8.6			6				8211027
CLAMPING CLIP / KLEMMENCLIP															
	5.5	22	19												8213055
	12.5	22	19												8213127
MULTIPLE CLAMP / MEHRFACHKLEMME															
		8,5 + 17		20	12.4		10.5	12	12	16					9805966
		13 + 14		14	12.4		13	12	12	16					9805915
DISTANCE CLAMP / ABSTANDSKLEMME															
11/8				25	16	11	8	19.5	13.5	4	3.8	10	7	5	9805982
11/10				25	16	11	10	19.5	17	5	5	10	7	5	9805974
11,5/10				25	16	11.5	10	21.5	20	4	3.2	10	7	5	9805990

Schlemmer

POLYFLEX CONNECTING ACCESSORIES

- ▶ Protecting wire harness between end of tube and connector
- ▶ Easy & quick installation

- ▶ schützt Kabelbäume zwischen Schlauchende und Stecker
- ▶ einfache & schnelle Installation

- **Product family:** Accessories
- **Construction:** PA injected parts
- **Temperature of use:** up to -40/150°C
- **Standard colors:** black
- **Packaging:** cardboard boxes
- Compatible with POLYFLEX convoluted tubing range. Please contact your Sales Representative for more information.

- **Produktfamilie:** Zubehör
- **Konstruktion:** PA-Spritzgussteile
- **Betriebstemperatur:** bis -40/150°C
- **Standardfarbe:** schwarz
- **Lieferformen:** Karton
- kompatibel mit POLYFLEX-Wellschläuchen; für weitere Informationen kontaktieren Sie bitte Ihren Vertriebsmitarbeiter.

DIMENSIONS CONNECTOR INTERFACES / ABMESSUNGEN STECKANSCHLÜSSE

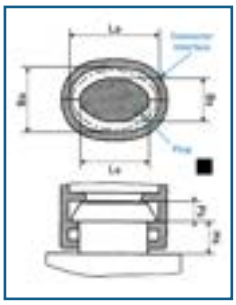

NAME OF PLUG MANUFACTURER / NAME STECKERHERSTELLER					
AMP	AMP/Tyco	FEP	Fahrzeugelektrik Pirna	RNH	Reinshagen
CINCH	CINCH	GHW	Grote & Hartmann/Lear	SA	SCHLEMMER
DELPHI	DELPHI	HM	Hirschmann	SIEMENS	SIEMENS
DEUTSCH	DEUTSCH	KBR	KBR	SUM	SUMITOMO
EPC	EPC	LK	Kostal	Tyco	Tyco/AMP
FCI	Framatome	RB	Robert Bosch		

PLUG MANUFACTURER AND POLES OR CONNECTOR STECKERHERSTELLER UND POLE ODER STECKER	CONTACT-TYPE OR PLUG-FAMILY KONTAKTTYP ODER STECKERFAMILIE	SHAPE FORM	COMPATIBILITY KOMPATIBILITÄT	SPECIAL DETAILS BESONDERE DETAILS
GHW2	MKR	A	NW 8,5	SES
FEP 2X5	2.8	B	NW 10	
AMP2	JPT	B	NW 4,5	45

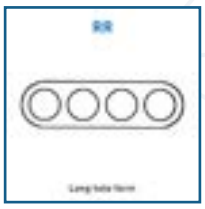

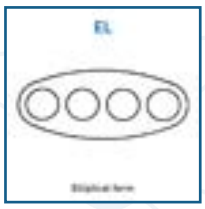

Connector Stecker	Design Design	POLYFLEX compatibility		Feature Besonderheit	Connector No. Stecker Nr.	Shape Form	Ls (mm)	Bs (mm)	Hs (mm)	Ps (mm)	La (mm)	Ba (mm)	Schlemmer PN
		NP & UFW	AHW										
AMP10/2X10	A					RE	54	20	-	-	58	24	7807775
AMP10/2X10	A	17	15			RE	54	20	-	-	58	24	7807778
AMP10/2X10	B	13	11			RE	54	20	-	-	58	24	7807769
AMP10	B	9				RE	54	20	-	-	58	24	7807670
AMP10	D	10	8.5			RD	25.3	25.3	8.4	2.5	29.6	29.6	7807663
AMP10	D	7.5	6			RD	25.3	25.3	8.4	2.5	29.6	29.6	7807676
AMP1	A	4.5	4.5	CAND	01-51006-1	RD	10.5	10.5	-	4.2	13.4	13.4	7807653
AMP1	A	4.5	4.5	CAND-50	01-51006-1	RD	10.5	10.5	-	4.2	13.4	13.4	7807683
AMP1-SS	A	10	8.5		282079-x	RD	7.6	7.6	5	3	9.4	9.4	7807043
AMP1-SS	A	4.5	4.5		282079-x	RD	7.6	7.6	5	3	10.3	10.3	7807188
AMP1-SS	A	7.5	6		282079-x	RD	7.6	7.6	5	3	10.3	10.3	7807783
AMP1-SS	D	10	8.5		282079-x	RD	7.6	7.6	5	3	9.4	9.4	7807035
AMP1-SS	D	3			282079-x	RD	7.6	7.6	5	3	9.5	9.5	7807003
AMP1-SS	D	4.5	4.5		282079-x	RD	7.6	7.6	5	3	9.5	9.5	7807063
AMP21-JPT	A	smooth			1-967 630	RE	37.7	18.2	6	8	37.8	24.4	7894050
AMP2	B	8.5		45°	1-1355338-1	EL	13.3	8.2	7	4	17.1	12.1	7807199
AMP2-CPA	A	4.5	4.5			RR	15.5	10.5	7	2.7	19	14	7807628
AMP2-CPA	B	4.5	4.5			RR	15.5	10.5	7	2.7	19	14	7807730
AMP2-CPA	C	4.5	4.5			RR	15.5	10.5	7	2.7	19	14	7807185
AMP2-JPT	A	smooth			282762-x	RR	12.8	7.8	16.5	5.1	23.2	13.8	7807791
AMP2-JPT	A	4.5	4.5		282762-x	RR	12.8	7.8	16.5	5.1	17.1	12	7807685
AMP2-JPT	B	4.5	4.5	45°	282762-x	RR	12.8	7.8	16.5	5.1	17.1	12	7807075
AMP2-MQ	A	4.5	4.5		965324	-	-	-	-	-	-	-	7807249
AMP2-MQ	B	4.5	4.5		965324	-	-	-	-	-	-	-	7807247
AMP2-MQS	A	4.5	4.5	ABS		EL	11	9	2.8	1.2	14	12	7807173
AMP2-SS	A	smooth			282080-x	RR	13.6	7.6	5	3	20	10.6	7807656
AMP2-SS	A	10	8.5		282080-x	RR	13.6	7.6	5	3	15.4	9.4	7807042
AMP2-SS	A	10/8,5/7,5	8,5/-/6		282080-x	RR	13.6	7.6	5	3	15.4	9.4	7807490
AMP2-SS	A	4.5	4.5		282080-x	RR	13.6	7.6	5	3	17.2	12.2	7807192
AMP2-SS	A	7.5	6	EHK 10	282080-x	RR	13.6	7.6	5	3	17.2	12.2	7807128
AMP2-SS	B	4.5	4.5		282080-x	RR	13.6	7.6	5	3	17.1	12.1	7807602
AMP2-SS	C	10	8.5		282080-x	RR	13.6	7.6	5	3	15.4	9.4	7807037
AMP2-SS	C	4.5	4.5		282080-x	RR	13.6	7.6	5	3	17.2	12.2	7807194
AMP2-SS	C	7.5	6	EHK 10	282080-x	RR	13.6	7.6	5	3	17.2	12.2	7807120
AMP2X3-CPA	A	4.5	4.5			EL	15.2	11.1	6.5	3	18.3	14.3	7807682
AMP2X3-CPA	A	7.5	6			EL	15.2	11.1	6.5	3	18.3	14.3	7806861
AMP2X5-1.5	B	7.5	6		6X0 973 815	EL	23.4	13.6	7.5	4	26.4	16.6	7807066
AMP2X6	A	10	8.5	KP	-	-	-	-	-	-	-	-	7777001
AMP2X6	A	10	8.5	ST	-	-	-	-	-	-	-	-	7777002

Connector Stecker	Design Design	POLYFLEX compatibility		Feature Besonderheit	Connector No. Stecker Nr.	Shape Form	Ls (mm)	Bs (mm)	Hs (mm)	Ps (mm)	La (mm)	Ba (mm)	Schlemmer PN
		NP & UFW	AHW										
AMP2X6	A	9			-	RE	31.2	12.6	-	2.4	34.2	15.8	7806570
AMP3-CPA	A	smooth				RR	19.4	10.4	7.2	2.6	23.1	14	7807833
AMP3-CPA	A	4.5	4.5			RR	19.4	10.4	7.2	2.6	23.1	14	7807172
AMP3-CPA	C	4.5	4.5			RR	19.4	10.4	7.2	2.6	23.1	14	7807657
AMP3-CPA	C	4.5	4.5	155°		RR	19.4	10.4	7.2	2.6	23.1	14	7807832
AMP3	D	7.5	6		-	RD	15.8	15.8	8.4	2.4	20.1	20.1	7807664
AMP3-JPT	A	smooth			282729-x	RR	17.8	7.8	16.5	5.5	23.2	13.8	7807792
AMP3-JPT	A	4.5	4.5		282729-x	RR	17.8	7.8	16.5	5.5	23.2	13.8	7807184
AMP3-JPT	C	7.5	6		282729-x	RR	17.8	7.8	16.5	5.5	23.2	13.8	7807118
AMP3-MQ	A	4.5	4.5		1 967 081-1	-	-	-	-	-	-	-	7807045
AMP3-SS	A	smooth			282087-x	RR	19.6	7.6	5	3	23.2	13.8	7807790
AMP3-SS	A	10	8.5		282087-x	RR	19.6	7.6	5	3	21.4	9.4	7807041
AMP3-SS	A	10/8,5/7,5	8,5/-/6		282087-x	RR	19.6	7.6	5	3	24.8	13.2	7807491
AMP3-SS	A	4.5	4.5		282087-x	RR	19.6	7.6	5	3	24.8	13.2	7807768
AMP3-SS	A	7.5	6	EHK 10	282087-x	RR	19.6	7.6	5	3	24.8	13.2	7807196
AMP3-SS	C	10	8.5		282087-x	RR	19.6	7.6	5	3	21.4	9.4	7807036
AMP3X8	A	17	15		1745048-1	RE	44	18.6	6.6	1.5	47.1	21.6	7807497
AMP4-DIN	A	4.5	4.5		1-965569-2	RD	18.3	18.3	-	-	20.5	20.5	7807699
AMP4-DIN	A	7.5	6	EHK 10	1-965569-2	RD	18.3	18.3	-	-	20.5	20.5	7807700
AMP4-DIN	D	10	8.5		1-965569-2	RD	18.3	18.3	-	-	20.5	20.5	7807662
AMP4-DIN	D	4.5	4.5		1-965569-2	RD	18.3	18.3	-	-	20.5	20.5	7807660
AMP4-DIN	D	7.5	6	EHK 10	1-965569-2	RD	18.3	18.3	-	-	20.5	20.5	7807661
AMP4-JPT	A	7.5	6		282764-x	RR	22.8	7.8	6	5.5	28.5	14	7807068
AMP4-JPT	B	7.5	6		282764-x	RR	22.8	7.8	6	5.5	28.5	14	7807088
AMP4-MQ	A	4.5	4.5			-	-	-	-	-	-	-	7806880
AMP4-SS	A	10	8.5		282088-x	RR	25.6	7.6	5	3	27.4	9.4	7807040
AMP4-SS	A	10/8,5/7,5	8,5/-/6		282088-x	RR	25.6	7.6	5	3	31	15.2	7807492
AMP4-SS	A	4.5	4.5		282088-x	RR	25.6	7.6	5	3	31	15.2	7807771
AMP4-SS	A	7.5	6	EHK 10	282088-x	RR	25.6	7.6	5	3	31	15.2	7807198
AMP5-JPT	A	7.5	6		282766-x	RR	27.7	7.7	16.5	5.5	32.5	15.1	7807067
AMP5-JPT	A	8.5			282766-x	RR	27.7	7.7	16.5	5.5	32.5	15.1	7807086
AMP5-JPT	C	4.5	4.5		282766-x	RR	27.7	7.7	16.5	5.5	35.1	15.1	7807686
AMP5-SS	A	10	8.5		-	RR	31.6	7.6	5	3	33.4	9.4	7807039
AMP5-SS	A	7.5	6	EHK 10	-	RR	31.6	7.6	5	3	33.4	9.4	7807762
AMP64	A	17	15	D5	x-284272-x	RE	22.6	15.7	-	2	-	-	7807622
AMP6-JPT	C	10	8.5			RR	32.5	7.5	16.5	5.2	41.1	16.1	7807667
AMP6-MQ	A	7.5	6		x-967616-x	-	-	-	-	-	-	-	7807606
AMP6-MQS-45	-	7.5	6			-	-	-	-	-	-	-	7807498
AMP6-MQS	B	7.5	6	180°		-	-	-	-	-	-	-	7806610
AMP6-SS	A	10	8.5		-	RR	37.6	7.6	5	3	39.4	9.4	7807038
AMP6-SS	A	7.5	6	EHK 10	-	RR	37.6	7.6	5	3	39.4	9.4	7807763
AMP94	A	22	19		tyco 1-1355133-2	-	-	-	-	-	-	-	7807692
AMP94	A				tyco 1-1355133-2	-	-	-	-	-	-	-	7807687
AMP94	D					-	-	-	-	-	-	-	7807688
AMP94	D	22	19			-	-	-	-	-	-	-	7807693

Connector Stecker	Design Design	POLYFLEX compatibility		Feature Besonderheit	Connector No. Stecker Nr.	Shape Form	Ls (mm)	Bs (mm)	Hs (mm)	Ps (mm)	La (mm)	Ba (mm)	Schlemmer PN
		NP & UFW	AHW										
B+GENERATOR	B	smooth			-	RD	-	-	-	-	-	-	7807002
CAT70	B	26	26		160-7689	RE	76.5	46.1	-	-	76.5	46.1	7807773
CINCH38	A	13	11		51201EV38M1	RE	27.5	13.6	5	6	30.4	16.6	7807600
CINCH38	B				51201EV38M1	RE	27.5	13.6	5	6	30.4	16.6	7807601
CINCH38	C				51201EV38M1	RE	27.5	13.6	5	6	30.4	16.6	7807001
DELPHI1-MP2,8	A	4.5	4.5		280 GT 15336354	-	14.5	8.8	-	-	-	-	7807767
DELPHI2-GLOBAL	B	4.5	4.5			RR	13.6	7.6	5	2	17.1	12.1	7807602
DELPHI2-GT	B	4.5	4.5	45°		-	-	-	-	-	-	-	7807190
DELPHI2-MP2,8	A	7.5	6			-	22	8.8	-	-	-	-	7807764
DELPHI2-TS	B	7.5	6		15336016	-	-	-	-	-	-	-	7807794
DELPHI2X3	B	7.5	6			-	-	-	-	-	-	-	7807820
DELPHI2X5	A	10	8.5	smooth		-	24	14.4	-	-	-	-	7807671
DELPHI38	B					-	-	-	-	-	-	-	7807836
DELPHI3	A	smooth				EL	-	-	-	-	-	-	7806590
DELPHI4	A	7.5	6			-	-	-	-	-	-	-	7807711
DELPHI4	C	7.5	6			EL	22.1	9.5	9.5	2	25	12.6	7807723
DELPHI4-GT150	A	10	8.5		1533 6035	RR	15	5.7	4.5	3	-	-	7807181
DELPHI4-GT150	A	7.5	6		1533 6035	RR	15	5.7	4.5	3	-	-	7807182
DELPHI4-GT150	C	7.5	6		1533 6035	RR	15	5.7	4.5	3	-	-	7807178
DELPHI5-GT280	C	7.5	6			RR	39.8	8.9	5.8	3.1	41.6	10.8	7807789
DELPHI-FS	A	10	8.5		FS N40 BMW 7 506 699	RD	16,4	16,4	-	4,5	18,4	18,4	7807450
DEUTSCH2	A	4.5	4.5			RE	12.6	10.4					7806750
DEUTSCH2	D	4,5/8,5	4.5			RD	-	-	-	-	-	-	7806751
EPC2	C	4.5		45°		RR	11.5	6.5	-	-	13.9	8.9	7806780
FCI14/16	D	13	11			RD	24.8	24.8	2.8	3.5	28.7	28.7	7807650
FCI14/16	D	13	11	smooth		RD	24.8	24.8	2.8	3.5	28.7	28.7	7807640
FCI14/16	D	9				RD	24.8	24.8	2.8	3.5	28.7	28.7	7807649
FCI14	A	10	8.5			RD	24.8	24.8	2.8	5	28.7	28.7	7807638
FCI14	A	13	11			RD	24.8	24.8	2.8	5	28.7	28.7	7806583
FCI-2P	C	8.5				-	-	-	-	-	42	49	7807115
FCI4-2.8	A	10	8.5			-	-	-	-	-	37	40	7807105
FCI24	C	smooth				RE							7806625
FCI24-SICMA	A	17	15			RE	39	21.5	9.5	7.7	39	21.5	7807795
FCI24-SICMA	C	17	15	45°		RE	39	21.5	9.5	7.7	39	21.5	7807786
FCI2-SICMA	A	smooth				RE	15.4	13.2	-	-	15.4	13.2	7807695
FCI2-SICMA	A	4.5	4.5			RE	15.4	13.2	-	-	15.4	13.2	7807169
FCI X 24-2,8	A	10	8.5		3A0 973 834/3A0 973 734	EL	31.1	15.1	8	4	36.2	20.2	7807104
FCI34	D	smooth				RD	36.8	36.8	2.6	3.5	-	-	7806867
FCI34	D	13	11	smooth-V1		RD	36.8	36.8	2.6	3.5	40.4	40.4	7806980
FCI34	D	13	11	smooth-V2		RD	36.8	36.8	2.6	3.5	40.4	40.4	7806981
FCI3-SICMA	B	7.5	6		297 857	-	-	-	-	-	-	-	7806071
FCI3-SICMA	B	7.5	6			-	-	-	-	-	-	-	7806070
FCI4	A	7.5	6			RE	29.5	11.3	-	-	-	-	7807797
FEP2-2,8	B	8.5		45°	1J0 973 722	EL	13.3	8.4	7	4	17.1	12.1	7807199
FEP2-2,8	C	7.5	6		1J0 973 722	EL	13.3	8.4	7	4	17.1	12.1	7807203

Connector Stecker	Design Design	POLYFLEX compatibility		Feature Besonderheit	Connector No. Stecker Nr.	Shape Form	Ls (mm)	Bs (mm)	Hs (mm)	Ps (mm)	La (mm)	Ba (mm)	Schlemmer PN
		NP & UFW	AHW										
FEP2-4.8	C	10	8.5		1J0 973 752/3B0 973 752 A	EL	21.3	14.3	7	4	24.2	17.2	7807023
FEP2 X 3-1,5	B	7.5	6		4 203 2800-1J0 973 713 G	EL	15.2	12.4	6	4	18.5	15.7	7807673
FEP2X3-1.5	B	7.5	6	BS	4 203 2800 - 1J0 973 713 G	EL	15.2	12.4	6	4	18.5	15.7	7806076
FEP2 X 3-1,5	C	7.5	6		1J0 973 713	EL	15.2	12.4	6	4	18.3	15.5	7806940
FEP2X4-1.5	A	7.5	6		1J0 973 714	EL	19.5	12.7	6	4	22.6	15.8	7807131
FEP2 X 7-1,5	B	10	8.5		4 203 2500-SX0 973 717	EL	31.5	15.7	6	4	34.5	18.7	7807174
FEP X 27-1,5	B	10	8.5	HS	4 203 2500-SX0 973 717	EL	31.5	15.7	6	4	34.5	18.7	7807207
FEP X 27-1,5	C	10	8.5		4 203 2500-SX0 973 717	EL	31.5	15.7	6	4	34.1	20.2	7807624
FEP3-1,5	B	8.5		45°	1J0 973 703	EL	13.7	8.8	6	4	17.1	12.1	7807199
FEP3-1,5	C	7.5	6		1J0 973 703	EL	13.7	8.8	6	4	17.1	12.1	7807203
FEP3-2,8	A	4.5	4.5		1J0 973 723-1K0 973 202	EL	19.3	9.4	7	4	23.1	13.1	7807768
FEP3-2,8	B	4.5	4.5		1J0 973 723-1K0 973 202	EL	19.3	9.4	7	4	23.1	13.1	7806860
FEP5-1.5	C	7.5	6			-	-	-	-	-	-	-	7807111
FEP5-4,8	A	10	8.5			-	-	-	-	-	-	-	7806075
FEP6-2,8	C	10	8.5		1J0 973 726	EL	37.3	12.4	7	4	41.1	16.1	7807629
GHW12	D	13	11	35°	3944540	RD	31	31	10	3.8	34	34	7807244
GHW12	D	17	15	35°	3944540	RD	31	31	10	3.8	34	34	7807480
GHW21	A	17	15			RE	43.9	19.9	17.3	4.7	52.2	28.2	7807246
GHW2	A	8.5				-	-	-	-	-	-	-	9805702
GHW2-MKR	A	8.5		N	18286	EL	14.1	9.2	13	4	17.1	12.2	7807025
GHW2-MKR	A	8.5		SES-N	18286	EL	14.1	9.2	13	4	17.1	12.2	7807027
GHW3	A	8.5				-	-	-	-	-	-	-	9805706
GHW4-MKR	A	8.5		N	18284	RE	14.9	10.1	14	4	21.2	16.6	7807029
GHW4-MKR	A	8.5		SES-N	18284	RE	14.9	10.1	14	4	21.2	16.6	7807031
GHW7	D	13	11	VF	16131	RD	18	18	18	1.5	19.7	19.7	7807062
GHW7-MKH	D	13	11			-	-	-	-	-	43	31	7806875
GHW7-MKR	A	13	11			-	-	-	-	-	30	27	7806876
HFM6	C	4.5	4.5			-	-	-	-	-	-	-	7806600
HM1/2-MLK	A	smooth		CPA	A0475459428	RR	11.9	7.9	5.6	1.5	14.8	10.8	7807781
HM1/2-MLK	A	smooth		CPA	A0475459428	RR	11.9	7.9	5.6	1.5	14.8	10.8	7807787
HM2	A	4.5	4.5			-	-	-	-	-	-	-	7807467
HM2	A	7.5	6	CABIND		RR	12.8	10.8	-	3.2	14.2	12.2	7807655
HM2-MLK	A	4.5	4.5		872-857 / 805-120	RE	11.9	7.9	5.6	1.5	14.8	10.8	7806995
HM2-MLK	B	4.5	4.5	CPA	872-857 / 805-120	RE	11.9	7.9	5.6	1.5	14.8	10.8	7806796
HM2-MLK	C	4.5	4.5	CPA	872-857 / 805-120	RE	11.9	7.9	5.6	1.5	14.8	10.8	7806793
HM3	C	4.5	4.5			-	-	-	-	-	-	-	7807468
HM3-MLK	A	4.5	4.5		872-858 / 805-121	RE	15.9	7.9	5.5	1.5	18.9	10.8	7806801
HM3-MLK	B	4.5	4.5	CPA	872-858 / 805-121	RE	15.9	7.9	5.5	1.5	18.9	10.8	7806803
FEP2 X 3-1,5	C	7.5	6		1J0 973 713	EL	15.2	12.4	6	4	18.3	15.5	7806940
FEP2X4-1.5	A	7.5	6		1J0 973 714	EL	19.5	12.7	6	4	22.6	15.8	7807131
FEP2 X 7-1,5	B	10	8.5		4 203 2500-SX0 973 717	EL	31.5	15.7	6	4	34.5	18.7	7807174
FEP X 27-1,5	B	10	8.5	HS	4 203 2500-SX0 973 717	EL	31.5	15.7	6	4	34.5	18.7	7807207
FEP X 27-1,5	C	10	8.5		4 203 2500-SX0 973 717	EL	31.5	15.7	6	4	34.1	20.2	7807624
FEP3-1,5	B	8.5		45°	1J0 973 703	EL	13.7	8.8	6	4	17.1	12.1	7807199
FEP3-1,5	C	7.5	6		1J0 973 703	EL	13.7	8.8	6	4	17.1	12.1	7807203

Connector Stecker	Design Design	POLYFLEX compatibility		Feature Besonderheit	Connector No. Stecker Nr.	Shape Form	Ls (mm)	Bs (mm)	Hs (mm)	Ps (mm)	La (mm)	Ba (mm)	Schlemmer PN
		NP & UFW	AHW										
FEP3-2,8	A	4.5	4.5		1J0 973 723-1K0 973 202	EL	19.3	9.4	7	4	23.1	13.1	7807768
FEP3-2,8	B	4.5	4.5		1J0 973 723-1K0 973 202	EL	19.3	9.4	7	4	23.1	13.1	7806860
FEP5-1.5	C	7.5	6			-	-	-	-	-	-	-	7807111
FEP5-4,8	A	10	8.5			-	-	-	-	-	-	-	7806075
FEP6-2,8	C	10	8.5		1J0 973 726	EL	37.3	12.4	7	4	41.1	16.1	7807629
GHW12	D	13	11	35°	3944540	RD	31	31	10	3.8	34	34	7807244
GHW12	D	17	15	35°	3944540	RD	31	31	10	3.8	34	34	7807480
GHW21	A	17	15			RE	43.9	19.9	17.3	4.7	52.2	28.2	7807246
GHW2	A	8.5				-	-	-	-	-	-	-	9805702
GHW2-MKR	A	8.5		N	18286	EL	14.1	9.2	13	4	17.1	12.2	7807025
GHW2-MKR	A	8.5		SES-N	18286	EL	14.1	9.2	13	4	17.1	12.2	7807027
GHW3	A	8.5				-	-	-	-	-	-	-	9805706
GHW4-MKR	A	8.5		N	18284	RE	14.9	10.1	14	4	21.2	16.6	7807029
GHW4-MKR	A	8.5		SES-N	18284	RE	14.9	10.1	14	4	21.2	16.6	7807031
GHW7	D	13	11	VF	16131	RD	18	18	18	1.5	19.7	19.7	7807062
GHW7-MKH	D	13	11			-	-	-	-	-	43	31	7806875
GHW7-MKR	A	13	11			-	-	-	-	-	30	27	7806876
HFM6	C	4.5	4.5			-	-	-	-	-	-	-	7806600
HM1/2-MLK	A	smooth		CPA	A0475459428	RR	11.9	7.9	5.6	1.5	14.8	10.8	7807781
HM1/2-MLK	A	smooth		CPA	A0475459428	RR	11.9	7.9	5.6	1.5	14.8	10.8	7807787
HM2	A	4.5	4.5			-	-	-	-	-	-	-	7807467
HM2	A	7.5	6	CABIND		RR	12.8	10.8	-	3.2	14.2	12.2	7807655
HM2-MLK	A	4.5	4.5		872-857 / 805-120	RE	11.9	7.9	5.6	1.5	14.8	10.8	7806995
HM2-MLK	B	4.5	4.5	CPA	872-857 / 805-120	RE	11.9	7.9	5.6	1.5	14.8	10.8	7806796
HM2-MLK	C	4.5	4.5	CPA	872-857 / 805-120	RE	11.9	7.9	5.6	1.5	14.8	10.8	7806793
HM3	C	4.5	4.5			-	-	-	-	-	-	-	7807468
HM3-MLK	A	4.5	4.5		872-858 / 805-121	RE	15.9	7.9	5.5	1.5	18.9	10.8	7806801
HM3-MLK	B	4.5	4.5	CPA	872-858 / 805-121	RE	15.9	7.9	5.5	1.5	18.9	10.8	7806803
LK23-MLK1,2	C	7.5	6		09 4421 ..	RE	13.6	9.6	2	2	17	11.4	7807010
LK3-MT	B	4.5	4.5		09 4403 ..	EL	19.2	11.2	7	5	23	15	7807806
LK3 SLK 2.8	A	-	-	Angle	-	-	-	-	-	-	14	16.2	7806909
LK3-SLK2,8	C	4.5	4.5	MS	09 44149 .	-	-	-	-	-	-	-	7806917
LK4-LKS1,5	A	7.5	6			-	-	-	-	-	-	-	7806925
LK4-SLK2.8	B	7.5	6		53644 0	RR	21.6	6.6	7	5	25.8	10.8	7806910
LK4-SLK2,8	B	7.5	6	smooth		-	-	-	-	-	-	-	7806912
LK5	C	7.5	6		09 44150 .	EL	27.4	11.5	7	5	31	15.2	7807271
MOLE 2X3P	C	10	8.5			-	-	-	-	-	35	34	7806901
MTA2	B	4.5	4.5	36°	1 928 403 874	EL	11.5	7	7	2	15.1	10.6	7807710
MTA4	A	10	8.5	SL		EL	21.6	9	7	2	25.1	12.5	7806584
PASS05	C	smooth				RE	26.8	13.5	-	-	-	-	7807760
RB16	A	13	11		1 928 404 190	RD	-	-	-	-	-	-	7807176
RB16	A	8.5			1 928 404 190	RD	-	-	-	-	-	-	7807175
RB2-JT	A	4.5	4.5			EL	14	9	13.6	5	17.2	12.2	7806869
RB2-JT	A	8,5 UFW				-	-	-	-	-	-	-	9805711
RB2-KPT1,5	C	4.5	4.5		1 928 403 874	EL	11.5	7	7	2	15.1	10.6	7807681

Connector Stecker	Design Design	POLYFLEX compatibility		Feature Besonderheit	Connector No. Stecker Nr.	Shape Form	Ls (mm)	Bs (mm)	Hs (mm)	Ps (mm)	La (mm)	Ba (mm)	Schlemmer PN
		NP & UFW	AHW										
RB2-KPT1.5	C	4.5	4.5		1 928 403 874	EL	11.5	7	7	2	15.1	10.6	7807835
RB2-KPT	A	smooth			1 928 403 874	EL	11.5	7	7	2	20	10.6	7807651
RB2-KPT	A	4.5	4.5		1 928 403 874	EL	11.5	7	7	2	15.1	10.6	7807611
RB2-KPT	A	4.5	4.5	PA46	1 928 403 874	EL	11.5	7	7	2	15.1	10.6	7806116
RB2-KPT	A	7.5	6		1 928 403 874	EL	11.5	7	7	2	15.1	10.6	7807612
RB2-KPT	B	4.5	4.5		1 928 403 874	EL	11.5	7	7	2	15.1	10.6	7807069
RB2-KPT	B	7.5	6		1 928 403 874	EL	11.5	7	7	2	15.1	10.6	7807079
RB2-KPT	C	4.5	4.5	35L	1 928 403 874	EL	11.5	7	7	2	15.1	10.6	7807634
RB2-KPT	C	7.5	6		1 928 403 874	EL	11.5	7	7	2	15.1	10.6	7807078
RB2-KPT	C	8.5		NE	1 928 403 874	EL	11.5	7	7	2	15.1	10.6	7807784
RB35	A	26	26		1 928 401 987	RD	28.5	28.5	9.8	-	32	32	7807228
RB35	D	17	15		1 928 401 987	RD	28.5	28.5	9.8	-	32	32	7807102
RB3-JT	A	4.5	4.5		1928 402 4..	EL	19	9	13.6	5	23.2	13.8	7807779
RB3-JT	A	7.5	6		1928 402 4..	EL	19	9	13.6	5	23.2	13.8	7806870
RB3-JT	A	8,5 UFW				-	-	-	-	-	-	-	9805710
RB3-KPT	A	smooth			1 928 403 966	EL	16.5	7	10.3	2	20	10.6	7807652
RB3-KPT	A	4.5			1 928 403 966	EL	16.5	7	10.3	2	20	10.6	7807623
RB3-KPT	A	7.5	6		1 928 403 966	EL	16.5	7	10.3	2	20	10.6	7807625
RB3-KPT	B	4.5	4.5		1 928 403 966	EL	16.5	7	10.3	2	20	10.6	7807071
RB3-KPT	B	7.5	6		1 928 403 966	EL	16.5	7	10.3	2	20	10.6	7807608
RB3-KPT	C	4.5	4.5		1 928 403 966	EL	16.5	7	10.3	2	20	10.6	7807072
RB3-KPT	C	7.5	6		1 928 403 966	EL	16.5	7	10.3	2	20	10.6	7807609
RB42	A	smooth			1 928 403 943	-	-	-	-	-	-	-	7807684
RB4-JT	B	7.5	6		1 928 402 5..	EL	24	9.8	-	5	28.5	14	7807694
RB4-KPT	A	4.5	4.5		1 928 403 736	EL	21.6	9	7	2	25	12.6	7807643
RB4-KPT	A	7.5	6		1 928 403 736	EL	21.6	9	7	2	25	12.6	7807644
RB4-KPT	B	4.5	4.5		1 928 403 736	EL	21.6	9	7	2	25	12.6	7807810
RB4-KPT	B	7.5	6		1 928 403 736	EL	21.6	9	7	2	25	12.6	7807776
RB4-KPT	C	4.5	4.5		1 928 403 736	EL	21.6	9	7	2	25	12.6	7806864
RB4-KPT	C	7.5	6		1 928 403 736	EL	21.6	9	7	2	25	12.6	7807064
RB4 KPT	C	-	-			-	-	-	-	-	17	51	7807739
RB5	B	4.5	4.5		1 928 A00	RE	17	19.5	2	2	13.6	16.4	7807727
RB5	B	7.5	6		1 928 A00	RE	17	19.5	2	2	13.6	16.4	7807729
RB5-KPT	A	4.5	4.5		1 928 403 738	EL	26.6	9	7	2	30.1	12.6	7807186
RB5-KPT	A	7.5	6		1 928 403 738	EL	26.6	9	7	2	30.1	12.6	7807179
RB5-KPT	B	7.5	6		1 928 403 738	EL	26.6	9	7	2	30.1	12.6	7807073
RB5-KPT	C	7.5	6		1 928 403 738	EL	26.6	9	7	2	30.1	12.6	7807074
RB6-KPT	C	7.5	6		1 928 403 740	EL	31.4	8.8	7.4	2	35	12.5	7807183
RB89	A	22	19		1 928 404 184	RD	-	-	-	-	-	-	7807177
RB89	D	26	26		1 928 404 184	RD	-	-	-	-	-	-	7807404
SA21	A	10	8.5		-	RD	19.4	19.4	-	-	21.5	21.5	7807263
SA21	A	4.5	4.5		-	RD	19.4	19.4	-	-	21.5	21.5	7807666
SA21	A	8.5			-	RD	19.4	19.4	-	-	21.5	21.5	7807266
SA21	A	8.5		NEW	-	RD	19.4	19.4	-	-	21.5	21.5	7807665
SA21	D	10	8.5		-	RD	19.4	19.4	-	-	21.5	21.5	7807265

Connector Stecker	Design Design	POLYFLEX compatibility		Feature Besonderheit	Connector No. Stecker Nr.	Shape Form	Ls (mm)	Bs (mm)	Hs (mm)	Ps (mm)	La (mm)	Ba (mm)	Schlemmer PN
		NP & UFW	AHW										
SA21	D	4.5	4.5		-	RD	19.4	19.4	-	-	21.5	21.5	7807668
SIEM28/52	B				V23542-C1028-B300	-	-	-	-	-	-	-	7807180
SUM2	A	7.5		45°	6189-0786	-	-	-	-	-	-	-	7807626
SUM 2X5	B	-	-	-	-	-	-	-	-	-	55	24	7806079
TE 2P	A	8.5	-		-	-	-	-	-	-	38	23	7806904
TE 2P	A	10	8.5		-	-	-	-	-	-	38	23	7806907
TE 2P A D14 CT 45	A	-	-		-	-	-	-	-	-	63	47	7806903
TE 2X3P	C	-	-		-	-	-	-	-	-	62	24	7806902
TE 4P D D14 CT	D	-	-		-	-	-	-	-	-	61	29	7806906
TE GROD	A	13	11		-	-	-	-	-	-	40	41	7807736
TE GROE	A	17	15		-	-	-	-	-	-	45	53	7807737
TE HDSCS A	A	8.5	-		-	-	-	-	-	-	28	32	7807754
TE HDSCS GRA	A	-	-		-	-	-	-	-	-	55	30	7806640
TE HDSCS GRA	C	10	8.5		-	-	-	-	-	-	43	25	7806644
TE HDSCS GRA	A	10	8.5		-	-	-	-	-	-	32	23	7806645
TE HDSCS GRC	A	-	-		-	-	-	-	-	-	70	33	7806641
TE HDSCS GRD	A	-	-		-	-	-	-	-	-	72	41	7806642
TE HDSCS GRE	A	-	-		-	-	-	-	-	-	72	53	7806643
TE HDSCS GRE A	A	17	15		-	-	-	-	-	-	39	53	7807732
TE HDSCS GRE C	C	17	15		-	-	-	-	-	-	70	37	7807731
TE_HDSCS_GRA	C	8.5	-		-	-	-	-	-	-	43	23	7807753
TE_HDSCS_GRB	A	13	11		-	-	-	-	-	-	33	28	7807741
TE_HDSCS_GRB	D	13	11		-	-	-	-	-	-	44	29	7807755
TE_HDSCS_GRC	C	13	11		-	-	-	-	-	-	49	29	7807756
TE_HDSCS_GRC	A	13	11		-	-	-	-	-	-	36	33	7807757
TE_HDSCS_GRD	C	13	11		-	-	-	-	-	-	57	30	7807758
TE_HDSCS_GRD	A	13	11		-	-	-	-	-	-	38	41	7807759
TE2_MPC	C	8.5	-		-	-	-	-	-	-	32	25	7807733
TYCO2	A	smooth			1813029-1	RR	-	-	-	-	-	-	7806629
TYCO2	A	4.5	4.5		-	-	-	-	-	-	-	-	7806073
TYCO2-MCP	A	8,5 UFW			-	-	-	-	-	-	-	-	7806630
TYCO3	B	7.5	6		-	-	-	-	-	-	-	-	7806072
TYCO-3P	A	10	8.5		-	-	-	-	-	-	-	-	7806905
DRUCKFÜHLER-NW 7,5	-	7.5	6			-	-	-	-	-	-	-	7807639

ANGLE PIECES / WINKELSTÜCKE

POLYFLEX compatibility		Feature Besonderheit	Connector No. Stecker Nr.	Shape Form	Ls (mm)	Bs (mm)	Hs (mm)	Ps (mm)	La (mm)	Ba (mm)	Schlemmer PN
NP & UFW	AHW										
4.5	4.5		7807656, 7807790, 7807652, 7807791 7807651, 7807792, 7807695, 7806590	RD	8.8	8.8	-	1	10.5	10.5	7807642
7.5	6		7807656, 7807790, 7807652, 7807791 7807651, 7807792, 7807695, 7806590	RD	8.8	8.8	-	1	10.5	10.5	7807690
4.5	4.5	180°	7807656, 7807790, 7807652, 7807791 7807651, 7807792, 7807695, 7806590	RD	8.5	8.5	2.5	1	11.1	11.1	7807834

POLYFLEX CONVOLUTE CLOSURE ACCESSORIES

- ▶ Convolute closure of protected cables from the main wiring harnesses
- ▶ Easy & quick installation

- ▶ Wellschlauchverschluss geschützter Kabel aus dem Hauptkabelbaum
- ▶ einfache & schnelle Installation

- **Product family:** Accessories
- **Construction:** PA injected parts
- **Temperature of use:** up to -40/150°C
- **Standard colors:** black
- **Packaging:** cardboard boxes
- Compatible with POLYFLEX convoluted tubing range. Please contact your Sales Representative for more information.

- **Produktfamilie:** Zubehör
- **Konstruktion:** PA-Spritzgussteile
- **Betriebstemperatur:** bis -40/150°C
- **Standardfarbe:** schwarz
- **Lieferformen:** Karton
- kompatibel mit POLYFLEX-Wellschläuchen; für weitere Informationen kontaktieren Sie bitte Ihren Vertriebsmitarbeiter.

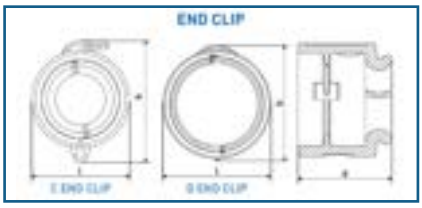

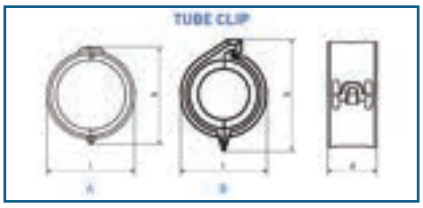

Shape Form	Color Farbe	Plug System Stecksystem	Plug socket slide in Steckeinschub	POLYFLEX compatibility		b (mm)	l (mm)	d (mm)	Schlemmer PN
				NP & UFW	AHW				
A	BLACK	Tube Clip		4.5	4.5	13	9.4	13	9805940
A	BLACK	Tube Clip		7.5	6	15.8	12.2	13	9805941
A	BLACK	Tube Clip		10	8.5	18.9	15.4	13	9805942
A	BLACK	Tube Clip		13	11	21.6	18.3	13	9805943
A	BLACK	Tube Clip		14		24.6	21.3	13	9805949
A	GRAY	Tube Clip		14		24.6	21.3	13	9805959
A	BLACK	Tube Clip		17	15	27.1	23.6	14.5	9805944
A	BLACK	Tube Clip	✓	17	15	27.4	23.8	22	9805908
A	BLACK	Tube Clip		22	19	31.6	28.3	16	9805945
A	BLACK	Tube Clip	✓	22	19	31.9	28.3	22	9805907
A	BLACK	Tube Clip			23SOF	35	31.8	18	9805955
A	BLACK	Tube Clip		26	26	37.7	34.4	19	9805946
A	BLACK	Tube Clip		29		41.1	37.5	19	9805947
B	BLACK	Tube Clip		8.5		18.3	15.6	12.7	9805939
C	BLACK	End clip		4.5	4.5	12.8	9.8	10.1	9805935
C	BLACK	End clip		7.5	6	15.6	12.6	10.5	9805936
D	BLACK	End clip		22	19	32.3	28.3	13.3	9805938

SEM-FAST ACCESSORIES

- ▶ Conical sealing on corrugated tube
- ▶ Thread sealing by sealing bars
- ▶ Special click-in system, easy and tight assembly

- ▶ konische Abdichtung am Wellschlauch
- ▶ Gewindeabdichtung mit Dichtleisten
- ▶ spezielles Klicksystem, einfache und feste Montage

- **Product family:** Accessories
- **Construction:** PA injected parts
- **Temperature of use:** up to -40/120°C
- **Standard colors:** black
- **Packaging:** cardboard boxes
- Compatible with POLYFLEX convoluted tubing range. Please contact your Sales Representative for more information.

- **Produktfamilie:** Zubehör
- **Konstruktion:** PA-Spritzgussteile
- **Betriebstemperatur:** bis -40/120°C
- **Standardfarbe:** schwarz
- **Lieferformen:** Karton
- kompatibel mit POLYFLEX-Wellschläuchen; für weitere Informationen kontaktieren Sie bitte Ihren Vertriebsmitarbeiter.

DIMENSIONS SEM-FAST STRAIGHT / ABMESSUNGEN SEM-FAST GERADE

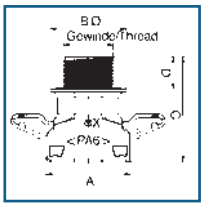

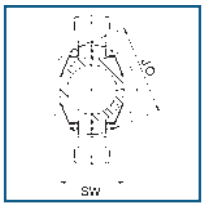

UR File E81472 (acc. to UL1696

External thread Außengewinde	for Diameter für Durchmesser	SW (mm)	A (mm)	B Ø (mm)	C (mm)	D (mm)	smallest l Ø (mm)	J Ø (mm)	Schlemmer PN (black)	Schlemmer PN (gray)
PG										
PG 7	7,5	14,0	19,0	18,0	34,0	11,0	7,5	21,0	3805028	3805128
PG 7	8,5	16,0	20,6	20,0	35,0	11,0	7,5	23,0	3805012	3805112
PG 7	10	17,0	21,6	22,0	36,0	12,0	9,0	24,5	3805024	3805124
PG 9	10	17,0	21,6	22,0	36,0	12,0	11,0	24,5	3805004	3805104
PG 9	12+13	20,0	25,5	25,0	38,0	12,0	11,0	29,0	3805037	3805137
PG 11	10	17,0	21,6	22,0	36,0	12,0	12,5	24,5	3805050	3805150
PG 11	12+13	20,0	25,5	25,0	38,0	12,0	14,5	29,0	3805009	3805109
PG 13,5	10	17,0	21,6	25,0	36,0	12,0	12,5	24,5	3805064	3805164
PG 13,5	12+13	20,0	25,5	25,0	38,0	12,0	15,2	29,0	3805010	3805110
PG 13,5	17	27,0	34,5	31,0		13,0	15,4	38,5	3805005	3805105
PG 16	17	27,0	34,5	31,0	43,0	13,0	18,1	38,5	3805006	3805106
PG 21	22	32,0	40,5	36,0	48,0	13,0	23,0	45,5	3805023	3805123
PG 21	23	34,0	42,5	38,0	48,0	13,0	23,0	48,5	3805014	3805114
PG 29	29	41,0	49,5	46,0	52,0	15,0	31,0	55,5	3805016	3805116
PG 36	37	50,0	59,0	55,0	62,0	17,0	39,0	66,5	3805018	3805118
PG 48	50	64,0	72,0	72,0	68,0	19,0	47,0	80,0	3805021	3805121
METRIC / METRISCH										
M 12 X 1,5	7,5	14,0	19,0	18,0	34,0	11,0	7,5	21,0	3805047	3805147
M 12 X 1,5	8,5	16,0	20,6	20,0	35,0	11,0	7,5	23,0	3805011	3805111
M 12 X 1,5	10	17,0	21,6	22,0	36,0	12,0	7,5	24,5	3805000	3805100
M 16 X 1,5	10	17,0	21,6	22,0	36,0	12,0	11,0	24,5	3805001	3805101

External thread Außengewinde	for Diameter für Durchmesser	SW (mm)	A (mm)	B Ø (mm)	C (mm)	D (mm)	smallest l Ø (mm)	J Ø (mm)	Schlemmer PN (black)	Schlemmer PN (gray)
METRIC / METRISCH										
M 12 X 1,5	7,5	14,0	19,0	18,0	34,0	11,0	7,5	21,0	3805047	3805147
M 12 X 1,5	8,5	16,0	20,6	20,0	35,0	11,0	7,5	23,0	3805011	3805111
M 12 X 1,5	10	17,0	21,6	22,0	36,0	12,0	7,5	24,5	3805000	3805100
M 16 X 1,5	10	17,0	21,6	22,0	36,0	12,0	11,0	24,5	3805001	3805101
M 16 X 1,5	12+13	20,0	25,5	25,0	38,0	12,0	11,0	29,0	3805007	3805107
M 20 X 1,5	10	17,0	21,6	25,0	36,0	12,0	12,5	24,5	3805051	3805151
M 20 X 1,5	12+13	20,0	25,5	25,0	38,0	12,0	15,2	29,0	3805008	3805108
M 20 X 1,5	17	27,0	34,5	31,0	43,0	13,0	15,4	38,5	3805002	3805102
M 25 X 1,5	17	27,0	34,5	31,0	43,0	13,0	19,1	38,5	3805003	3805103
M 25 X 1,5	22	32,0	40,5	36,0	48,0	13,0	19,1	45,5	3805022	3805122
M 25 X 1,5	23	34,0	42,5	38,0	48,0	13,0	19,1	48,5	3805013	3805113
M 32 X 1,5	29	41,0	49,5	46,0	52,0	15,0	25,5	55,5	3805015	3805115
M 40 X 1,5	37	50,0	59,0	55,0	62,0	17,0	34,0	66,5	3805017	3805117
M 50 X 1,5	50	64,0	72,0	72,0	68,0	19,0	43,5	80,0	3805019	3805119
M 63 X 1,5	50	64,0	72,0	72,0	68,0	19,0	47,0	80,0	3805020	3805120
NPT										
NPT 1/4"	7,5	14,0	19,0	18,0	34,0	11,0	7,5	21,0	3805540	3805560
NPT 1/4"	10	17,0	21,6	22,0	36,0	12,0	7,5	24,5	3805541	3805561
NPT 3/8"	10	17,0	21,6	22,0	36,0	12,0	11,0	24,5	3805542	3805562
NPT 3/8"	12+13	20,0	25,5	25,0	38,0	12,0	11,0	29,0	3805543	3805563
NPT 1/2"	12+13	20,0	25,5	25,0	38,0	12,0	14,5	29,0	3805544	3805564
NPT 1/2"	17	27,0	34,5	31,0	43,0	13,0	14,5	38,5	3805545	3805565
NPT 3/4"	23	34,0	42,5	38,0	48,0	13,0	19,1	48,5	3805546	3805566
NPT 1"	29	41,0	49,5	46,0	52,0	15,0	25,5	55,5	3805548	3805568
NPT 1 1/4"	37	50,0	59,0	55,0	62,0	17,0	34,0	66,5	3805550	3805570
NPT 1 1/2"	50	64,0	72,0	72,0	68,0	19,0	39,0	80,0	3805552	3805572
NPT 2"	50	64,0	72,0	72,0	68,0	19,0	51,5	80,0	3805553	3805573

DIMENSIONS SEM-FAST 90° ELBOW / ABMESSUNGEN 90° ELLBOGEN

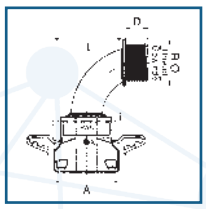

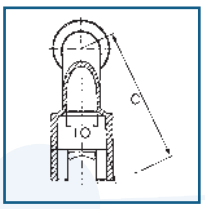

UR File E81472 (acc. to UL1696

External thread Außengewinde	for Diameter für Durchmesser	A (mm)	B Ø (mm)	C (mm)	D (mm)	smallest l Ø (mm)	L (mm)	Schlemmer PN (black)	Schlemmer PN (gray)
PG									
PG 9	10	21,6	20,0	50,0	12,0	9,5	29,0	3805201	3805301
PG 11	12 + 13	25,5	25,0	54,6	12,0	13,5	34,0	3805207	3805307
PG 13,5	17	34,5	25,0	59,7	12,0	13,5	38,5	3805214	3805314
PG 16	17	34,5	31,0	65,8	13,0	17,0	44,5	3805213	3805313
PG 21	23	42,5	38,0	74,1	13,0	23,0	51,5	3805219	3805319
PG 29	29	49,5	48,0	86,8	15,0	31,0	63,5	3805225	3805325

External thread Außengewinde	for Diameter für Durchmesser	A (mm)	B Ø (mm)	C (mm)	D (mm)	smallest l Ø (mm)	L (mm)	Schlemmer PN (black)	Schlemmer PN (gray)
PG									
PG 36	37	59,0	58,0	104,8	17,0	39,5	74,5	3805231	3805331
PG 48	50	72,0	72,0	129,0	19,0	51,5	99,8	3805237	3805337
METRIC / METRISCH									
M 16 X 1,5	10	21,6	20,0	50,0	12,0	9,5	29,0	3805200	3805300
M 16 X 1,5	12 + 13	25,5	20,0	52,7	12,0	9,5	30,5	3805205	3805305
M 20 X 1,5	12 + 13	25,5	25,0	54,6	12,0	13,5	34,0	3805206	3805306
M 20 X 1,5	17	34,5	25,0	59,7	12,0	13,5	38,5	3805211	3805311
M 25 X 1,5	17	34,5	31,0	65,8	13,0	17,0	44,5	3805212	3805312
M 25 X 1,5	23	42,5	31,0	71,3	13,0	17,0	48,5	3805217	3805317
M 32 X 1,5	23	42,5	38,0	74,1	13,0	23,0	51,5	3805218	3805318
M 32 X 1,5	29	49,5	38,0	77,2	13,0	23,0	54,5	3805223	3805323
M 40 X 1,5	29	49,5	48,0	86,8	15,0	31,0	63,5	3805224	3805324
M 40 X 1,5	37	59,0	48,0	95,6	15,0	31,0	68,5	3805229	3805329
M 50 X 1,5	37	59,0	58,0	104,8	17,0	39,5	74,5	3805230	3805330
M 50 X 1,5	50	72,0	58,0	111,2	17,0	39,5	81,0	3805235	3805335
M 63 X 1,5	50	72,0	72,0	129,0	19,0	51,5	99,8	3805236	3805336
NPT									
NPT 3/8"	12+13	25,5	25,0	54,6	12,0	13,5	34,0	3805752	3805772
NPT 1/2"	12+13	25,5	25,0	54,6	12,0	13,5	34,0	3805753	3805773
NPT 1/2"	17	34,5	35,0	59,7	12,0	13,5	38,5	3805754	3805774
NPT 3/4"	23	42,5	31,0	71,3	13,0	17,0	48,5	3805755	3805775
NPT 1"	29	49,5	38,0	77,2	13,0	31,0	54,5	3805756	3805776
NPT 1 1/4"	37	59,0	48,0	95,6	15,0	31,0	68,5	3805757	3805777
NPT 1 1/2"	37	59,0	58,0	104,8	17,0	39,5	74,5	3805758	3805778
NPT 1 1/2"	50	72,0	58,0	111,2	17,0	39,5	81,0	3805759	3805779
NPT 2"	50	72,0	72,0	129,0	19,0	51,5	99,8	3805760	3805780

DIMENSIONS SEM-FAST COMBI / ABMESSUNGEN SEM-FAST KOMBI



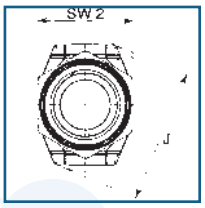

External thread Außengewinde	suitable for corrugated tube NW passend für Wellschlauch NW	Clamping range (mm) Klemmbereich (mm)	SW 1 (mm)	SW 2 (mm)	E (mm)	A (mm)	J (mm)	Schlemmer PN (black)
PG								
PG 9	10	2,5 - 8,0	17,0	19,0	8,0	47,0	24,5	3805601
PG 11	12+13	3,5 - 10,0	20,0	22,0	8,0	53,0	29,0	3805602
PG 13,5	12+13	5,0 - 12,0	20,0	24,0	9,0	53,0	29,0	3805603
PG 13,5	17	5,0 - 12,0	27,0	24,0	9,0	58,5	38,5	3805604
PG 16	17	7,0 - 14,0	27,0	27,0	10,0	58,5	38,5	3805605
PG 21	22	9,0 - 18,0	32,0	33,0	11,0	68,5	45,5	3805606
PG 21	23	9,0 - 18,0	34,0	33,0	11,0	68,5	48,5	3805607
PG 29	29	14,0 - 25,0	41,0	42,0	11,0	75,0	55,5	3805608

External thread Außengewinde	suitable for corrugated tube NW passend für Wellschlauch NW	Clamping range (mm) Klemmbereich (mm)	SW 1 (mm)	SW 2 (mm)	E (mm)	A (mm)	J (mm)	Schlemmer PN (black)
METRIC / METRISCH								
M 16X1,5/9	10	2,5 - 8,0	17,0	19,0	8,0	47,0	24,5	3805621
M 16X1,5/11	12+13	3,5 - 10,0	20,0	22,0	10,0	53,0	29,0	3805622
M 20X1,5/13	12+13	5,0 - 12,0	20,0	24,0	10,0	53,0	29,0	3805623
M 20X1,5/13	17	5,0 - 12,0	27,0	24,0	10,0	58,5	38,5	3805624
M 20X1,5/16	17	7,0 - 14,0	27,0	27,0	10,0	58,5	38,5	3805625
M 25X1,5/16	17	7,0 - 14,0	27,0	27,0	10,0	58,5	38,5	3805626
M 25X1,5/21	22	9,0 - 18,0	32,0	33,0	10,0	68,5	45,5	3805627
M 25X1,5/21	23	9,0 - 18,0	34,0	33,0	10,0	68,5	48,5	3805628
M 32X1,5	29	14,0 - 25,0	41,0	42,0	10,0	75,0	55,5	3805629
NPT								
NPT 3/8"	10	3,0 - 8,0	17,0	19,0	11,0	47,0	24,5	3805640
NPT 1/2"	12+13	7,0 - 12,0	20,0	24,0	14,0	53,0	29,0	3805641
NPT 1/2"	17	7,0 - 12,0	27,0	24,0	14,0	58,5	38,5	3805642
NPT 3/4"	22	10,0 - 18,0	32,0	33,0	15,0	68,5	45,5	3805643
NPT 3/4"	23	10,0 - 18,0	34,0	33,0	15,0	68,5	48,5	3805644
NPT 1"	29	17,0 - 24,0	41,0	42,0	18,0	75,0	55,5	3805645

DIMENSIONS O-RING SEALINGS / ABMESSUNGEN O-RING-DICHTUNG



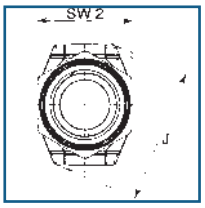

O-Ring sealing are made of NBR70 material
O-Ring-Dichtungen sind aus NBR70-Material

Suitable for profile passend für Profil	Diameter Durchmesser	D (mm)	d (mm)	Schlemmer PN
POLYFLEX NP PA6	7,5	5,0	1,50	8112800
POLYFLEX NP PA6	8,5	7,0	1,20	8112801
POLYFLEX NP PA6	10	7,0	1,50	8112802
POLYFLEX NP PA6	12	9,0	1,50	8112804
POLYFLEX NP PA6	13	8,0	1,60	8112803
POLYFLEX NP PA6	17	14,0	1,78	8112807
POLYFLEX NP PA6	22	14,0	2,00	8112808
POLYFLEX NP PA6	23	18,0	2,00	8112809
POLYFLEX NP PA6	29	20,0	2,50	8112810
POLYFLEX NP PA6	37	24,0	2,50	8112811
POLYFLEX NP PA6	50*	28,0	2,50	8112813
POLYFLEX UFW PA6	7,5	7,0	1,5	8112802
POLYFLEX UFW PA6	8,5	8,1	1,6	8112803
POLYFLEX UFW PA6	10 + 13	9,1	1,6	8112805
POLYFLEX UFW PA6	17	13,0	2,5	8112806
POLYFLEX UFW PA6	22 + 23	20,0	2,5	8112810
POLYFLEX UFW PA6	29	24,0	3,0	8112812
POLYFLEX UFW PA6	37	30,0	3,0	8112814

*slip two O-ring sealings for size NW 50 into the first and second groove of the tube
* bei NW 50 schieben Sie zwei O-Ring-Dichtungen jeweils in die erste und zweite Nut des Schlauchs

EXPANDABLE SLEEVING
AUFDEHNBARE SCHLÄUCHE

LANGOFLEX PET, PET-D, PET-HD

- ▶ Medium or high abrasion resistance
- ▶ Standard, dense or high density construction

- ▶ mittlere oder hohe Abriebbeständigkeit
- ▶ Standard-, dichte und hochdichte Konstruktion

- **Product family:** Expandable Sleeving
- **Construction:** PET .010" (0.25mm) braided monofilament
- **Temperature of use:** -40/150°C
- **Standard colors:** black, orange
- **Cutting:** hot cutting
- **Packaging:** roll pull-off boxes, spools, cut lengths upon request
- **Typical applications:**
  - Switch cabinets
  - Machine tools
  - Robotics & automated equipment

- **Produktfamilie:** Aufdehnbare Schläuche
- **Konstruktion:** PET-Monofilament-geflecht .010" (0.25 mm)
- **Betriebstemperatur:** -40/150°C
- **Standardfarbe:** schwarz, orange
- **Schnitt:** Heißschnitt
- **Lieferformen:** gerollt (im Spendekarton), Spulen, Schnittlängen auf Anfrage
- **Typische Anwendungen:**
  - Schaltschrankbau
  - Werkzeugmaschinen
  - Robotik & automatisierte Vorrichtung

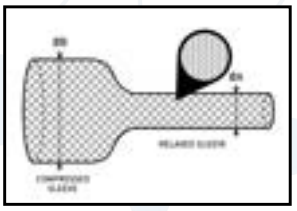

EN 45 545-2:
Langoflex PET (black)

ECE-R118:
Langoflex PET, PET-D, PET-HD (black)

Schlemmer Part no. on page:
Schlemmer Artikelnr. auf Seite:
77

Designation Beschreibung	LANGOFLEX PET .. Coverage/Bedeckung: >70%		LANGOFLEX PET-D .. Coverage/Bedeckung: >85%		LANGOFLEX PET-HD .. Coverage/Bedeckung: >90%	
	Nominal A Ø (mm) Nominal A Ø (mm)	Maximum B Ø (mm) Maximal B Ø (mm)	Nominal A Ø (mm) Nominal A Ø (mm)	Maximum B Ø (mm) Maximal B Ø (mm)	Nominal A Ø (mm) Nominal A Ø (mm)	Maximum B Ø (mm) Maximal B Ø (mm)
..03	-	-	3	6	-	-
..04	-	-	4	9	4	8
..05	-	-	-	-	5	9
..06	6	9	6	11	-	-
..07	7	11	-	-	-	-
..08	-	-	8	13	8	11
..10	10	16	10	17	10	13
..12	12	18	-	-	12	17
..14	14	21	14	22	14	18
..16	16	25	16	23	16	20
..18	18	35	18	24	18	26
..20	20	30	20	27	-	-
..22	-	-	22	32	-	-
..24	-	-	24	37	-	-
..25	25	38	-	-	25	35
..27	-	-	27	45	-	-
..30	30	45	-	-	30	42
..35	-	-	35	50	-	-
..40	40	55	40	70	40	51
..50	50	70	50	80	-	-
..60	60	80	-	-	-	-
..70	-	-	-	-	70	80

Schlemmer

LANGOFLEX PET V0

▶ Mechanical and abrasion protection
▶ Non-flammable

▶ mechanischer Schutz und Abriebschutz
▶ nicht brennbar

- **Product family:** Expandable Sleeving
- **Construction:** UL94 V0 PET .010" (0.25mm) braided monofilament
- **Temperature of use:** -40/150°C
- **Standard colors:** black
- **Cutting:** hot cutting
- **Packaging:** spools, cut lengths upon request
- **Typical applications:**
  - Lighting fixtures
  - Transportation
  - Industrial equipment

- **Produktfamilie:** Aufdehnbare Schläuche
- **Konstruktion:** UL 94 V0-PET-Monofilamentgeflecht .010" (0.25 mm)
- **Betriebstemperatur:** -40/150°C
- **Standardfarbe:** schwarz
- **Schnitt:** Heißschnitt
- **Lieferformen:** Spulen, Schnittlängen auf Anfrage
- **Typische Anwendungen:**
  - Beleuchtungskörper
  - Transport
  - Industrieanlagen

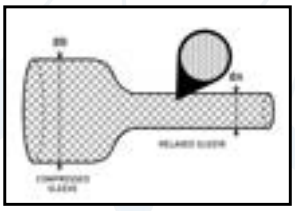

Schlemmer Part no. on page:
Schlemmer Artikelnr. auf Seite:
78

Designation Beschreibung	Nominal A Ø (mm) Nominal A Ø (mm)	Maximum B Ø (mm) Maximal B Ø (mm)
LANGOFLEX PET V0 03	3	6
LANGOFLEX PET V0 05	5	9
LANGOFLEX PET V0 06	6	9
LANGOFLEX PET V0 08	8	11
LANGOFLEX PET V0 10	10	13
LANGOFLEX PET V0 12	12	17
LANGOFLEX PET V0 14	14	22
LANGOFLEX PET V0 16	16	25
LANGOFLEX PET V0 20	20	27
LANGOFLEX PET V0 25	25	34
LANGOFLEX PET V0 40	40	51

LANGOFLEX PET FR

▶ Mechanical and abrasion protection
▶ Flame retardant

▶ mechanischer Schutz und Abriebschutz
▶ flammwidrig

- **Product family:** Expandable Sleeving
- **Construction:** flame retardant PET .010" (0.25mm) braided monofilament
- **Temperature of use:** -40/150°C
- **Standard colors:** black with white tracer
- **Cutting:** hot cutting
- **Packaging:** spools, cut lengths upon request
- **Typical applications:**
  - Lighting fixtures
  - Transportation
  - Industrial equipment

- **Produktfamilie:** Aufdehnbare Schläuche
- **Konstruktion:** flammwidriges PET-Monofilamentgeflecht .010" (0.25 mm)
- **Betriebstemperatur:** -40/150°C
- **Standardfarbe:** schwarz mit weißer Markierung
- **Schnitt:** Heißschnitt
- **Lieferformen:** Spulen, Schnittlängen auf Anfrage
- **Typische Anwendungen:**
  - Beleuchtungskörper
  - Transport
  - Industrieanlagen

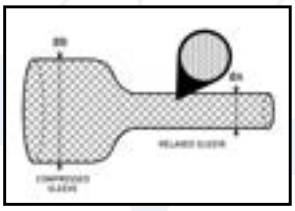

Schlemmer Part no. on page:
Schlemmer Artikelnr. auf Seite:
78

Designation Beschreibung	Nominal A Ø (mm) Nominal A Ø (mm)	Maximum B Ø (mm) Maximal B Ø (mm)
LANGOFLEX PET FR 06	6	9
LANGOFLEX PET FR 07	7	11
LANGOFLEX PET FR 09	9	16.5
LANGOFLEX PET FR 10	10	16
LANGOFLEX PET FR 12	12	18
LANGOFLEX PET FR 14	14	21
LANGOFLEX PET FR 16	16	25
LANGOFLEX PET FR 18	18	35
LANGOFLEX PET FR 20	20	30
LANGOFLEX PET FR 25	25	38
LANGOFLEX PET FR 30	30	45
LANGOFLEX PET FR 40	40	55
LANGOFLEX PET FR 50	50	70
LANGOFLEX PET FR 60	60	80

LANGOFLEX PA, PA-D, PA-HD

- ▶ High abrasion resistance
- ▶ Standard, dense or high density construction

- ▶ hohe Abriebbeständigkeit
- ▶ Standard-, dichte und hochdichte Konstruktion

- **Product family:** Expandable Sleeving
- **Construction:** PA .010" (0.25mm) braided monofilament
- **Temperature of use:** -40/125°C
- **Standard colors:** black, orange
- **Cutting:** hot cutting
- **Packaging:** roll pull-off boxes, spools, cut lengths upon request
- **Typical applications:**
  - Automation & Robotics
  - Agricultural equipment
  - Construction engines

- **Produktfamilie:** Aufdehnbare Schläuche
- **Konstruktion:** PA-Monofilamentgeflecht .010" (0.25 mm)
- **Betriebstemperatur:** -40/125°C
- **Standardfarbe:** schwarz, orange
- **Schnitt:** Heißschnitt
- **Lieferformen:** gerollt (im Spendekarton), Spulen, Schnittlängen auf Anfrage
- **Typische Anwendungen:**
  - Automation & Robotik
  - landwirtschaftliche Geräte
  - Baumaschinen

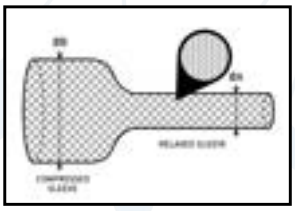

ECE-R118:
Langoflex PA, PA-D, PA-HD (black)

Schlemmer Part no. on page:
Schlemmer Artikelnr. auf Seite:
78

Designation Beschreibung	LANGOFLEX PA .. Coverage/Bedeckung: >70%		LANGOFLEX PA-D .. Coverage/Bedeckung: >85%		LANGOFLEX PA-HD .. Coverage/Bedeckung: >90%	
	Nominal A Ø (mm) Nominal A Ø (mm)	Maximum B Ø (mm) Maximal B Ø (mm)	Nominal A Ø (mm) Nominal A Ø (mm)	Maximum B Ø (mm) Maximal B Ø (mm)	Nominal A Ø (mm) Nominal A Ø (mm)	Maximum B Ø (mm) Maximal B Ø (mm)
..03	-	-	3	6	-	-
..04	-	-	4	9	4	8
..05	-	-	-	-	5	9
..06	6	9	6	11	-	-
..07	7	11	-	-	-	-
..08	-	-	8	13	8	11
..10	10	16	10	17	10	13
..12	12	18	-	-	12	17
..14	14	21	14	22	14	18
..16	16	25	16	23	16	20
..18	18	35	18	24	18	26
..20	-	-	20	27	-	-
..22	-	-	22	32	-	-
..24	-	-	24	37	-	-
..25	25	38	-	-	25	34
..27	-	-	27	45	-	-
..30	30	45	-	-	30	42
..35	-	-	35	50	-	-
..40	40	55	40	70	40	51
..50	50	70	50	80	-	-
..60	60	80	-	-	-	-
..70	-	-	-	-	70	80

LANGOFLEX PET022

▶ Medium to low abrasion resistance

▶ mittlere bis geringe Abriebbeständigkeit

- **Product family:** Expandable Sleeving
- **Construction:** PET .009" (0.22mm) braided monofilament
- **Temperature of use:** -40/150°C
- **Standard colors:** black
- **Cutting:** hot cutting
- **Packaging:** roll pull-off boxes, spools, cut lengths upon request
- **Typical applications:**
  - Transportation
  - Lighting fixtures
  - Recreational vehicles

- **Produktfamilie:** Aufdehnbare Schläuche
- **Konstruktion:** PET-Monofilamentgeflecht .009" (0.22 mm)
- **Betriebstemperatur:** -40/150°C
- **Standardfarbe:** schwarz
- **Schnitt:** Heißschnitt
- **Lieferformen:** gerollt (im Spendekarton), Spulen, Schnittlängen auf Anfrage
- **Typische Anwendungen:**
  - Transport
  - Beleuchtungskörper
  - Freizeitfahrzeuge

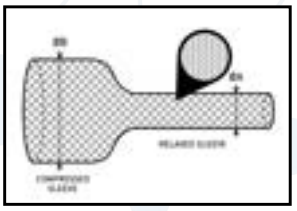

Schlemmer Part no. on page:
Schlemmer Artikelnr. auf Seite:
79

EN 45 545-2:
Langoflex PET022 (black)

Designation Beschreibung	Nominal A Ø (mm) Nominal A Ø (mm)	Maximum B Ø (mm) Maximal B Ø (mm)
LANGOFLEX PET022 04	4	7
LANGOFLEX PET022 05	5	9
LANGOFLEX PET022 06	6	11
LANGOFLEX PET022 08	8	12
LANGOFLEX PET022 10	10	15
LANGOFLEX PET022 12	12	17
LANGOFLEX PET022 15	15	20
LANGOFLEX PET022 18	18	30
LANGOFLEX PET022 20	20	26
LANGOFLEX PET022 25	25	34
LANGOFLEX PET022 30	30	40
LANGOFLEX PET022 40	40	50
LANGOFLEX PET022 50	50	75

LANGOFLEX PPS

▶ High temperature endurance

▶ hohe Temperaturbeständigkeit

- **Product family:** Expandable Sleeving
- **Construction:** PPS .010" (0.25mm) braided monofilament
- **Temperature of use:** -40/200°C
- **Standard colors:** black (tracer available)
- **Cutting:** hot cutting
- **Packaging:** spools, cut lengths upon request
- **Typical applications:**
  - Marine applications
  - Electronics
  - Agricultural equipment

- **Produktfamilie:** Aufdehnbare Schläuche
- **Konstruktion:** PPS-Monofilamentgeflecht .010" (0.25 mm)
- **Betriebstemperatur:** -40/200°C
- **Standardfarbe:** schwarz (Markierung erhältlich)
- **Schnitt:** Heißschnitt
- **Lieferformen:** Spulen, Schnittlängen auf Anfrage
- **Typische Anwendungen:**
  - Marineanwendungen
  - Elektronik
  - landwirtschaftliche Geräte

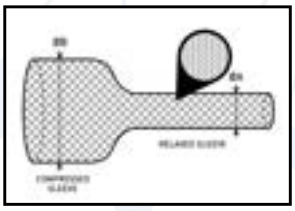

Schlemmer Part no. on page:
Schlemmer Artikelnr. auf Seite:
79

Designation Beschreibung	Nominal A Ø (mm) Nominal A Ø (mm)	Maximum B Ø (mm) Maximal B Ø (mm)
LANGOFLEX PPS 03	3	6
LANGOFLEX PPS 04	4	8
LANGOFLEX PPS 05	5	9
LANGOFLEX PPS 06	6	11
LANGOFLEX PPS 08	8	13
LANGOFLEX PPS 10	10	17
LANGOFLEX PPS 12	12	17
LANGOFLEX PPS 14	14	22
LANGOFLEX PPS 16	16	25
LANGOFLEX PPS 18	18	24
LANGOFLEX PPS 20	20	27
LANGOFLEX PPS 22	22	32
LANGOFLEX PPS 25	25	34
LANGOFLEX PPS 30	30	37
LANGOFLEX PPS 35	35	50
LANGOFLEX PPS 40	40	42
LANGOFLEX PPS 50	50	80
LANGOFLEX PPS 70	70	80

EMI SLEEVING
EMI SCHLÄUCHE

LANGOFLEX EMI-HV M

▶ Electromagnetic shielding

▶ elektromagnetische Abschirmung

- **Product family:** EMI Sleeving
- **Construction:** PET braided multifilament with tinned copper wires
- **Temperature of use:** -40/150°C
- **Standard colors:** orange
- **Cutting:** cold cutting
- **Packaging:** spools, cut lengths upon request
- **Typical applications:**
  - Automation & Robotics
  - Agricultural equipment

- **Produktfamilie:** EMI-Schläuche
- **Konstruktion:** PET-Multifilamentgeflecht mit verzinnten Kupferdrähten
- **Betriebstemperatur:** -40/150°C
- **Standardfarbe:** orange
- **Schnitt:** Kaltschnitt
- **Lieferformen:** Spulen, Schnittlängen auf Anfrage
- **Typische Anwendungen:**
  - Automation & Robotik
  - landwirtschaftliche Geräte

Schlemmer Part no. on page:
Schlemmer Artikelnr. auf Seite:
79

Designation Beschreibung	Diameter (mm) Durchmesser (mm)		Shielding effectiveness Load 50Ω (dB)* Abschirmwirkung Last 50Ω (dB)*		
	Nom.	Max.	300 MHz	600 MHz	1GHz
LANGOFLEX EMI-HV M 06	6	9	63	63	60
LANGOFLEX EMI-HV M 08	8	15	58	53	51
LANGOFLEX EMI-HV M 10	10	17	62	58	54
LANGOFLEX EMI-HV M 15	15	22	77	70	66
LANGOFLEX EMI-HV M 20	20	36	67	65	61
LANGOFLEX EMI-HV M 25	25	40	70	64	62
LANGOFLEX EMI-HV M 30	30	45	68	64	61
LANGOFLEX EMI-HV M 35	35	54	76	72	66
LANGOFLEX EMI-HV M 40	40	54	72	67	61
LANGOFLEX EMI-HV M 50	50	70	74	68	61
LANGOFLEX EMI-HV M 60	60	80	67	63	55

*According to IEC61000-4-21 reverberation chamber test methods
*Gemäß IEC61000-4-21 Prüfung in der Modenverwirbelungskammer

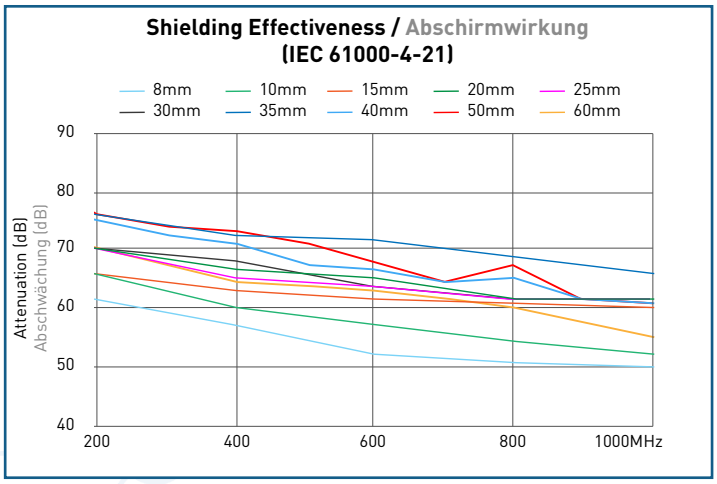

Schlemmer

SELF-CLOSING SLEEVING
SELBSTSCHLIESSENDE SCHLÄUCHE





NU-GUARD SC-P FR

- ▶ High abrasion resistance and noise reduction
- ▶ Flame retardant
- ▶ Easy installation, reopen/reclosable

- ▶ Hohe Abriebbeständigkeit und Geräuschdämpfung
- ▶ flammwidrig
- ▶ einfache Installation, wiederverschließbar

- **Product family:** Self-Closing Sleeving
- **Construction:** flame retardant PET knitted monofilament and texturized multifilament
- **Temperature of use:** -40/150°C
- **Standard colors:** black with white stripe
- **Cutting:** hot cutting, ultrasonic cutting
- **Packaging:** rolls, cut lengths upon request
- **Typical applications:**
  - Marine applications
  - Recreational vehicles

- **Produktfamilie:** selbstschließende Schläuche
- **Konstruktion:** flammwidriges gestricktes PET-Monofilament und texturiertes -Multifilament
- **Betriebstemperatur:** -40/150°C
- **Standardfarbe:** schwarz mit weißen Streifen
- **Schnitt:** Heißschnitt, Ultraschallschnitt
- **Lieferformen:** Rollen, Schnittlängen auf Anfrage
- **Typische Anwendungen:**
  - Marineanwendungen
  - Freizeitfahrzeuge



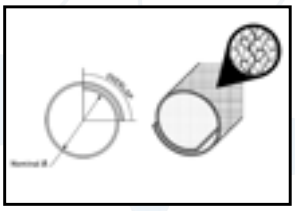

Schlemmer Part no. on page:
Schlemmer Artikelnr. auf Seite:
79

Designation Beschreibung	Nominal Ø (mm) Nominaler Ø (mm)	Functional Ø (mm) Funktionaler Ø (mm)
NU-GUARD SC-P FR 05	5	4 - 5
NU-GUARD SC-P FR 08	8	6 - 8
NU-GUARD SC-P FR 10	10	9 - 10
NU-GUARD SC-P FR 13	13	11 - 13
NU-GUARD SC-P FR 16	16	14 - 16
NU-GUARD SC-P FR 19	19	17 - 19
NU-GUARD SC-P FR 25	25	20 - 25
NU-GUARD SC-P FR 29	29	26 - 29
NU-GUARD SC-P FR 32	32	30 - 32
NU-GUARD SC-P FR 38	38	33 - 38
NU-GUARD SC-P FR 42	42	39 - 42

UL File E131769, Volume 1:
Nu-Guard SC-P FR (black)

NU-GUARD SC2-P

- ▶ Medium abrasion resistance
- ▶ Easy installation, reopen/reclosable
- ▶ Noise reduction >10 dB

- ▶ mittlere Abriebbeständigkeit
- ▶ einfache Installation, wiederverschließbar
- ▶ Geräuschdämpfung >10dB

- **Product family:** Self-Closing Sleeving
- **Construction:** PET knitted monofilament and texturized multifilament
- **Temperature of use:** -40/150°C
- **Standard colors:** black with purple stripe
- **Cutting:** hot cutting, ultrasonic cutting
- **Packaging:** roll pull-off boxes, rolls, cut lengths upon request
- **Typical applications:**
  - Retrofit & repair
  - Agricultural equipment
  - Marine applications

- **Produktfamilie:** Selbstschließende Schläuche
- **Konstruktion:** gestricktes PET-Monofilament und texturiertes -Multifilament
- **Betriebstemperatur:** -40/150°C
- **Standardfarbe:** schwarz mit lilafarbigen Streifen
- **Schnitt:** Heißschnitt, Ultraschallschnitt
- **Lieferformen:** gerollt (im Spendekarton), Rollen, Schnittlängen auf Anfrage
- **Typische Anwendungen:**
  - Nachrüstung & Reparatur
  - landwirtschaftliche Geräte
  - Marineanwendungen

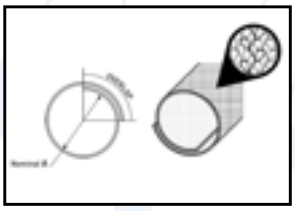

Schlemmer Part no. on page:
Schlemmer Artikelnr. auf Seite:
80

Designation Beschreibung	Nominal Ø (mm) Nominaler Ø (mm)	Functional Ø (mm) Funktionaler Ø (mm)
NU-GUARD SC2-P 05	5	4 - 5
NU-GUARD SC2-P 08	8	6 - 8
NU-GUARD SC2-P 10	10	9 - 10
NU-GUARD SC2-P 13	13	11 - 13
NU-GUARD SC2-P 16	16	14 - 16
NU-GUARD SC2-P 19	19	17 - 19
NU-GUARD SC2-P 25	25	20 - 25
NU-GUARD SC2-P 29	29	26 - 29
NU-GUARD SC2-P 32	32	30 - 32
NU-GUARD SC2-P 38	38	33 - 38
NU-GUARD SC2-P 42	42	39 - 42

ECE R118

ECE-R118:
Nu-Guard SC2-P (black)

NU-GUARD SC2-P ADH

- ▶ Medium abrasion resistance
- ▶ Easy installation, reopen/reclosable
- ▶ Noise reduction >10 dB
- ▶ Closure with an adhesive film

- ▶ mittlere Abriebbeständigkeit
- ▶ einfache Installation, wiederverschließbar
- ▶ Geräuschdämpfung >10dB
- ▶ Verschluss mit Klebestreifen

- **Product family:** Self-Closing Sleeving
- **Construction:** PET knitted monofilament and texturized multifilament with an acrylic adhesive closure
- **Temperature of use:** -40/150°C
- **Standard colors:** black with purple stripe
- **Cutting:** hot cutting, ultrasonic cutting
- **Packaging:** cut lengths (1m), other lengths upon request
- **Typical applications:**
  - Retrofit & repair
  - Agricultural equipment
  - Marine applications

- **Produktfamilie:** Selbstschließende Schläuche
- **Konstruktion:** gestricktes PET-Monofilament und texturiertes -Multifilament
- **Betriebstemperatur:** -40/150°C
- **Standardfarbe:** schwarz mit lilafarbigen Streifen
- **Schnitt:** Heißschnitt, Ultraschallschnitt
- **Lieferformen:** Schnittlängen (1 m), weitere Längen auf Anfrage
- **Typische Anwendungen:**
  - Nachrüstung & Reparatur
  - landwirtschaftliche Geräte
  - Marineanwendungen

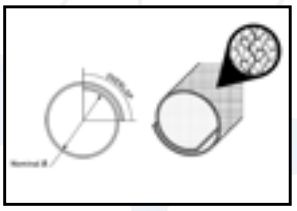

Schlemmer Part no. on page:
Schlemmer Artikelnr. auf Seite:
80

Designation Beschreibung	Nominal Ø (mm) Nominaler Ø (mm)	Functional Ø (mm) Funktionaler Ø (mm)
NU-GUARD SC2-P ADH 09	9	8 - 9
NU-GUARD SC2-P ADH 12	12	10 - 12
NU-GUARD SC2-P ADH 16	16	13 - 16
NU-GUARD SC2-P ADH 18	18	17 - 18
NU-GUARD SC2-P ADH 22	22	19 - 22
NU-GUARD SC2-P ADH 25	25	23 - 25
NU-GUARD SC2-P ADH 32	32	26 - 32
NU-GUARD SC2-P ADH 36	36	33 - 36
NU-GUARD SC2-P ADH 42	42	37 - 42

REFLECTIVE SLEEVING & HEAT SHIELDS

REFLEKTIERENDE SCHLÄUCHE & HITZESCHUTZ

NU-KOOL T2-G

- ▶ Extremely flexible
- ▶ Radiant heat protection

- ▶ extrem flexibel
- ▶ Schutz vor Strahlungswärme

- **Product family:** Reflective Sleeving
- **Construction:** tubular braided fiberglass with aluminized foil lamination
- **Temperature of use:** -40/200°C
- **Cutting:** cold cutting
- **Packaging:** spools, cut lengths upon request
- **Typical applications:**
  - Agricultural equipment
  - Construction engines
  - Recreational vehicles

- **Produktfamilie:** reflektierende Schläuche
- **Konstruktion:** geschlossener Glasfasergeflechtschlauch mit Aluminiumfolienkaschierung
- **Betriebstemperatur:** -40/200°C
- **Schnitt:** Kaltschnitt
- **Lieferformen:** Spulen, Schnittlängen auf Anfrage
- **Typische Anwendungen:**
  - landwirtschaftliche Geräte
  - Baumaschinen
  - Freizeitfahrzeuge



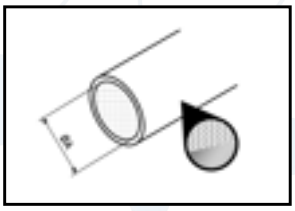

Schlemmer Part no. on page:
Schlemmer Artikelnr. auf Seite:
80

Designation Beschreibung	Nominal Ø (mm) Nominaler Ø (mm)
NU-KOOL T2-G 08	8
NU-KOOL T2-G 10	10
NU-KOOL T2-G 13	13
NU-KOOL T2-G 16	16
NU-KOOL T2-G 19	19
NU-KOOL T2-G 22	22
NU-KOOL T2-G 25	25
NU-KOOL T2-G 29	29
NU-KOOL T2-G 32	32
NU-KOOL T2-G 38	38
NU-KOOL T2-G 45	45
NU-KOOL T2-G 51	51

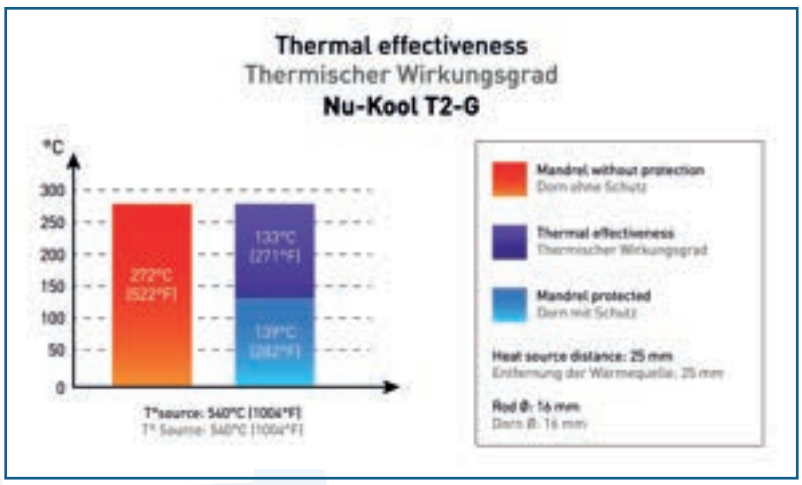

Schlemmer

NU-KOOL SC-G

- ▶ Self-closing design secured with adhesive closure
- ▶ Easy installation
- ▶ Radiant heat protection

- ▶ selbstschließendes Design abgesichert durch einen Klebeverschluss
- ▶ einfache Installation
- ▶ Schutz vor Strahlungswärme

- **Product family:** Reflective Sleeving
- **Construction:** self-closing knitted fiberglass and PET monofilaments with aluminized foil lamination
- **Temperature of use:** -40/150°C
- **Cutting:** cold cutting
- **Packaging:** cut lengths (1m), other lengths upon request
- **Typical applications:**
  - Agricultural equipment
  - Construction engines
  - Recreational vehicles

- **Produktfamilie:** reflektierende Schläuche
- **Konstruktion:** selbstschließender Geflechtschlauch aus Glasfaser und PET mit Aluminiumfolienkaschierung
- **Betriebstemperatur:** -40/150°C
- **Schnitt:** Kaltschnitt
- **Lieferformen:** Schnittlängen (1 m), weitere Längen auf Anfrage
- **Typische Anwendungen:**
  - landwirtschaftliche Geräte
  - Baumaschinen
  - Freizeitfahrzeuge

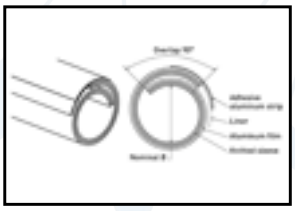

Schlemmer Part no. on page:
Schlemmer Artikelnr. auf Seite:
80

Designation Beschreibung	Nominal Ø (mm) Nominaler Ø (mm)	Functional Ø (mm) Funktionaler Ø (mm)
NU-KOOL SC-G 06	6	4-6
NU-KOOL SC-G 08	8	7-8
NU-KOOL SC-G 10	10	9-10
NU-KOOL SC-G 13	13	11-13
NU-KOOL SC-G 16	16	14-16
NU-KOOL SC-G 19	19	17-19
NU-KOOL SC-G 25	25	20-25
NU-KOOL SC-G 29	29	26-29
NU-KOOL SC-G 32	32	30-32
NU-KOOL SC-G 38	38	33-38

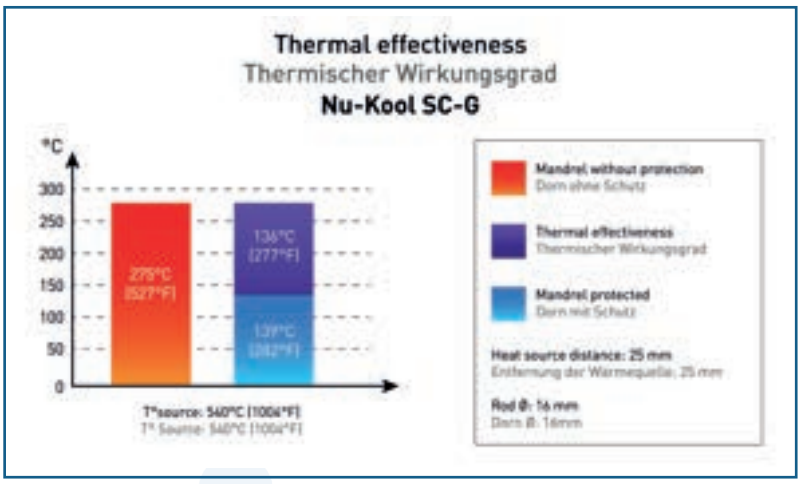

NU-SHIELD NW

- ► 100% customized shape
- ► Radiant heat & thermal protection

- ► 100% kundenindividuelle Form
- ► Schutz vor Strahlungswärme & thermischer Schutz

- **Product family:** Heat Shields
- **Construction:** non-woven carbon fiber & aluminized foil fiberglass reinforced
- **Temperature of use:** up to 250°C
- **Packaging:** complex shapes, cut lengths (die or kiss cutting)
- **Typical applications:**
  - Agricultural equipment
  - Construction engines
  - Recreational vehicles

- **Produktfamilie:** Hitzeschutz
- **Konstruktion:** Vlies auf Karbonfaserbasis & Aluminiumfolienkaschierung
- **Betriebstemperatur:** bis zu 250°C
- **Verpackung:** komplexe Formen, Schnittlängen (Stanzen oder Anstanzen)
- **Typische Anwendungen:**
  - landwirtschaftliche Geräte
  - Baumaschinen
  - Freizeitfahrzeuge

Sizes and diameters depend on the protection need.
Größe und Abmessungen sind von der Schutzfunktion.

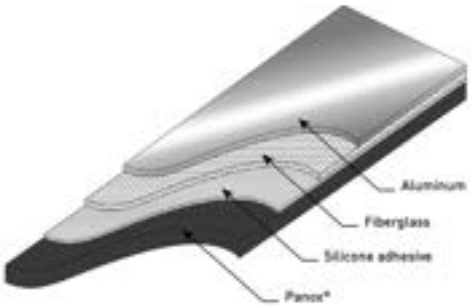

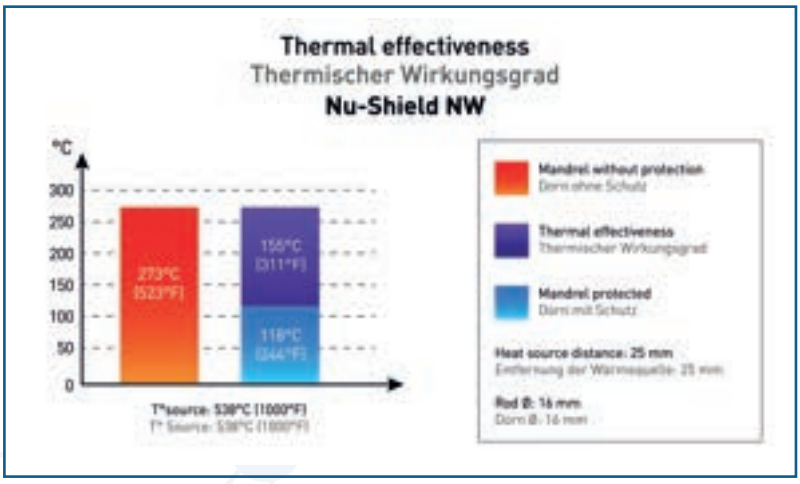

Schlemmer

NU-SHIELD FG/FGA

▶ 100% customized shape
▶ Radiant heat protection

▶ 100% kundenindividuelle Form
▶ Schutz vor Strahlungswärme

- **Product family:** Heat Shields
- **Construction:** woven fiberglass with aluminized foil lamination + acrylic adhesive (FGA)
- **Temperature of use:**
  - Nu-Shield FG: -40/225°C
  - Nu-Shield FGA: -40/175°C
- **Packaging:** complex shapes, cut lengths (die or kiss cutting)
- **Typical applications:**
  - Agricultural equipment
  - Construction engines
  - Recreational vehicles

- **Produktfamilie:** Hitzeschutz
- **Konstruktion:** Glasfasergewebe mit Aluminiumfolienkaschierung + Acrylkleber (FGA)
- **Betriebstemperatur:**
  - Nu-Shield FG: -40/225°C
  - Nu-Shield FGA: -40/175°C
- **Verpackung:** komplexe Formen, Schnittlängen (Stanzen oder Anstanzen)
- **Typische Anwendungen:**
  - landwirtschaftliche Geräte
  - Baumaschinen
  - Freizeitfahrzeuge

Sizes and diameters depend on the protection need.
Größe und Abmessungen sind von der Schutzfunktion.

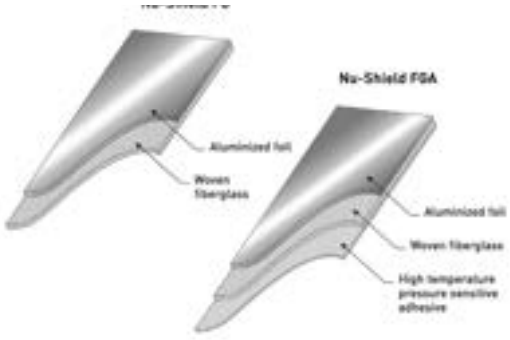

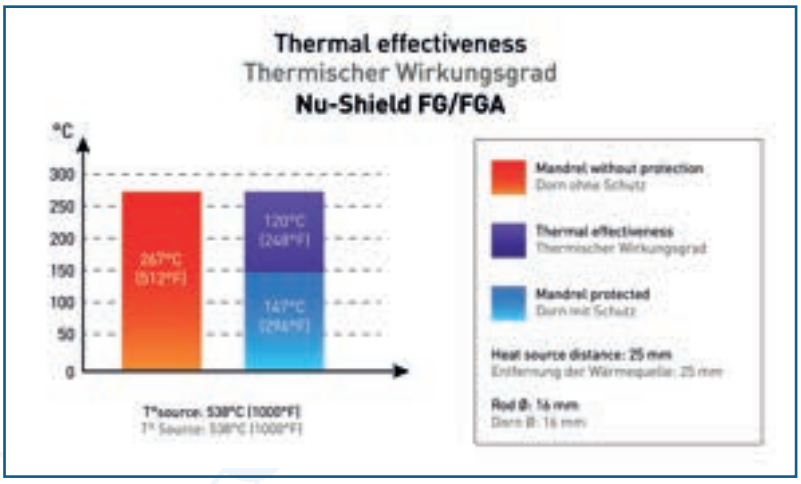

NU-SHIELD FG2A

- ▶ 100% customized shape
- ▶ Radiant heat protection
- ▶ Lightweight

- ▶ 100% kundenindividuelle Form
- ▶ Schutz vor Strahlungswärme
- ▶ geringes Gewicht

- **Product family:** Heat Shields
- **Construction:** woven fiberglass with aluminized foil lamination + acrylic adhesive
- **Temperature of use:** -40/175°C
- **Packaging:** complex shapes, cut lengths (die or kiss cutting)
- **Typical applications:**
  - Agricultural equipment
  - Construction engines
  - Recreational vehicles

- **Produktfamilie:** Hitzeschutz
- **Konstruktion:** Glasfasergewebe mit Aluminiumfolienkaschierung + Acrylkleber
- **Betriebstemperatur:** -40/175°C
- **Verpackung:** komplexe Formen, Schnittlängen (Stanzen oder Anstanzen)
- **Typische Anwendungen:**
  - landwirtschaftliche Geräte
  - Baumaschinen
  - Freizeitfahrzeuge



Sizes and diameters depend on the protection need.
Größe und Abmessungen sind von der Schutzfunktion.

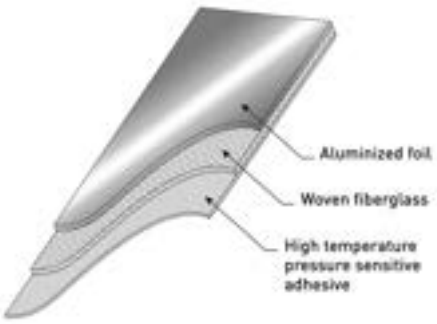

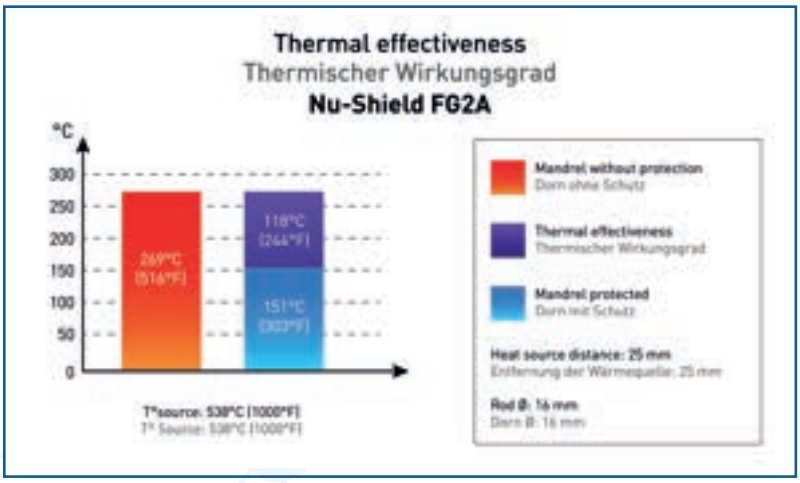

IMPACT & CRASH SLEEVING
SCHLÄUCHE FÜR DEN AUFPRALLSCHUTZ

NU-CRUSH

- ▶ High cut-through resistance
- ▶ Short-circuit protection

- ▶ hohe Schnittfestigkeit
- ▶ Schutz vor Kurzschluss

- **Product family:** Impact & Crash Sleeving
- **Construction:** high tenacity woven PET multifilament
- **Temperature of use:** -40/150°C
- **Standard colors:** black, orange
- **Cutting:** hot cutting, laser cutting
- **Packaging:** plain rolls, cut lengths upon request
- **Typical applications:**
  - Agricultural equipment
  - Construction engines
  - Recreational vehicles

- **Produktfamilie:** Schläuche für den Aufprallschutz
- **Konstruktion:** hochfestes PET-Multifilamentgewebe
- **Betriebstemperatur:** -40/150°C
- **Standardfarbe:** schwarz, orange
- **Schnitt:** Heißschnitt, Laserschnitt
- **Lieferformen:** gerollt, Schnittlängen auf Anfrage
- **Typische Anwendungen:**
  - landwirtschaftliche Geräte
  - Baumaschinen
  - Freizeitfahrzeuge

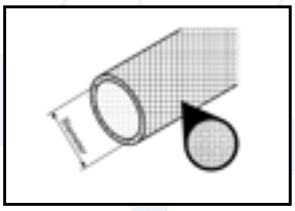

Schlemmer Part no. on page:
Schlemmer Artikelnr. auf Seite:
80

Designation Beschreibung	Diameter Durchmesser
NU-CRUSH 08	8
NU-CRUSH 10	10
NU-CRUSH 13	13
NU-CRUSH 16	16
NU-CRUSH 19	19
NU-CRUSH 22	22
NU-CRUSH 25	25
NU-CRUSH 28	28
NU-CRUSH 30	30

NU-CRUSH SC

- ▶ High cut-through resistance
- ▶ Short-circuit protection
- ▶ Easy installation

- ▶ hohe Schnittfestigkeit
- ▶ Schutz vor Kurzschluss
- ▶ einfache Installation

- **Product family:** Impact & Crash Sleeving
- **Construction:** high tenacity woven PET multifilament & monofilament
- **Temperature of use:** -40/150°C
- **Standard colors:** black, orange
- **Cutting:** cold cutting
- **Packaging:** cut lengths (1m), other lengths upon request
- **Typical applications:**
  - Agricultural equipment
  - Construction engines
  - Recreational vehicles

- **Produktfamilie:** Schläuche für den Aufprallschutz
- **Konstruktion:** hochfestes PET-Multifilament- und Monofilamentgewebe
- **Betriebstemperatur:** -40/150°C
- **Standardfarbe:** schwarz, orange
- **Schnitt:** Kaltschnitt
- **Lieferformen:** Schnittlängen (1 m), weitere Längen auf Anfrage
- **Typische Anwendungen:**
  - landwirtschaftliche Geräte
  - Baumaschinen
  - Freizeitfahrzeuge

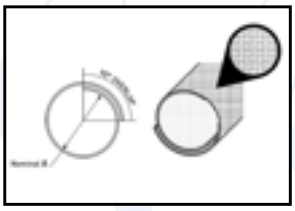

Schlemmer Part no. on page:
Schlemmer Artikelnr. auf Seite:
80

Designation Beschreibung	Nominal Ø (mm) Nominaler Ø (mm)	Functional Ø (mm) Funktionaler Ø (mm)
NU-CRUSH SC 07	7	5-7
NU-CRUSH SC 10	10	8-10
NU-CRUSH SC 13	13	11-13
NU-CRUSH SC 16	16	14-16
NU-CRUSH SC 19	19	17-19
NU-CRUSH SC 22	22	20-22
NU-CRUSH SC 25	25	23-25
NU-CRUSH SC 28	28	26-28
NU-CRUSH SC 30	30	29-30

HIGH-PERFORMANCE SLEEVING
HOCHLEISTUNGSSCHLÄUCHE

NU-TUBE PA

- ▶ High extreme abrasion resistance
- ▶ Sound dampening
- ▶ Cut-through resistance

- ▶ sehr hohe Abriebbeständigkeit
- ▶ Geräuschdämpfung
- ▶ Schnittfestigkeit

- **Product family:** High Performance Sleeving
- **Construction:** PA woven multifilament
- **Temperature of use:** -40/125°C
- **Standard colors:** black
- **Cutting:** hot cutting
- **Packaging:** spools, cut lengths upon request
- **Typical applications:**
  - Automation & Robotics
  - Agricultural equipment
  - Construction engines

- **Produktfamilie:** Hochleistungsschläuche
- **Konstruktion:** PA-Multifilamentgewebe
- **Betriebstemperatur:** -40/125°C
- **Standardfarbe:** schwarz
- **Schnitt:** Heißschnitt
- **Lieferformen:** Spulen, Schnittlängen auf Anfrage
- **Typische Anwendungen:**
  - Automation & Robotik
  - landwirtschaftliche Geräte
  - Baumaschinen

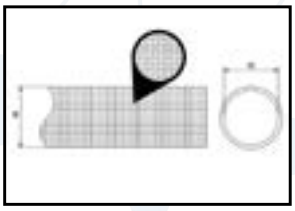

Schlemmer Part no. on page:
Schlemmer Artikelnr. auf Seite:
81

Designation Beschreibung	Nominal Ø (mm) Nominaler Ø (mm)
NU-TUBE PA 19	19
NU-TUBE PA 25	25
NU-TUBE PA 32	32
NU-TUBE PA 38	38
NU-TUBE PA 45	45
NU-TUBE PA 51	51

NU-WRAP PA

▶ Excellent mechanical performance
▶ Wire bundles in flat position

▶ hervorragende mechanische Eigenschaften
▶ hält Aderbündel in einer flachen Position

- **Product family:** High Performance Sleeving
- **Construction:** PA woven multifilament
- **Temperature of use:** -40/125°C
- **Standard colors:** black
- **Cutting:** hot cutting
- **Packaging:** rolls, cut lengths upon request
- **Typical applications:**
  - Agricultural equipment
  - Construction engines
  - Recreational vehicles

- **Produktfamilie:** Hochleistungsschläuche
- **Konstruktion:** PA-Multifilamentgewebe
- **Betriebstemperatur:** -40/125°C
- **Standardfarbe:** schwarz
- **Schnitt:** Heißschnitt
- **Lieferformen:** Rollen, Schnittlängen auf Anfrage
- **Typische Anwendungen:**
  - landwirtschaftliche Geräte
  - Baumaschinen
  - Freizeitfahrzeuge

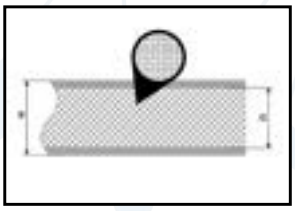

Schlemmer Part no. on page:
Schlemmer Artikelnr. auf Seite:
81

Designation Beschreibung	Nominal Ø (mm) Nominaler Ø (mm)
NU-WRAP PA 13	13
NU-WRAP PA 16	16
NU-WRAP PA 19	19
NU-WRAP PA 25	25
NU-WRAP PA 32	32
NU-WRAP PA 38	38
NU-WRAP PA 45	45
NU-WRAP PA 51	51

SHRINKABLE SLEEVING
SCHRUMPFSCHLÄUCHE

NU-SHRINK

▶ Heat-shrinkable protection
▶ Anti-fraying finish

▶ wärmeschrumpfender Schutz
▶ Beschichtung gegen Ausfransen

- **Product family:** Shrinkable Sleeving
- **Construction:** woven PE modified monofilament & PET monofilament
- **Temperature of use:** -40/125°C
- **Standard colors:** black
- **Cutting:** cold cutting
- **Packaging:** roll pull-off boxes, cut lengths upon request
- **Typical applications:**
  - Agricultural equipment
  - Construction engines
  - Recreational vehicles

- **Produktfamilie:** Schrumpfschläuche
- **Konstruktion:** Gewebe aus modifizierten PE-Monofilament & PET-Multifilament
- **Betriebstemperatur:** -40/125°C
- **Standardfarbe:** schwarz
- **Schnitt:** Kaltschnitt
- **Verpackung:** gerollt (im Spendekarton), Schnittlängen auf Anfrage
- **Typische Anwendungen:**
  - landwirtschaftliche Geräte
  - Baumaschinen
  - Freizeitfahrzeuge

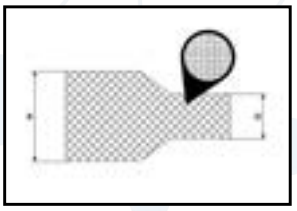

Schlemmer Part no. on page:
Schlemmer Artikelnr. auf Seite:
81

Designation Beschreibung	Size before shrinkage (W) (mm) Größe vor Schrumpfung (W) (mm)	Recommended application range (ID) (mm) Empfohlener Anwendungsbereich (ID) (mm)	
		Min.	Max.
NU-SHRINK 12 - 06	12	6	8
NU-SHRINK 20 - 10	20	10	13
NU-SHRINK 25 - 12	25	12	16
NU-SHRINK 30 - 15	30	15	19
NU-SHRINK 34 - 17	34	17	22
NU-SHRINK 40 - 20	40	20	26
NU-SHRINK 50 - 25	50	25	32
NU-SHRINK 60 - 30	60	30	39
NU-SHRINK 70 - 35	70	35	45
NU-SHRINK 80 - 40	80	40	52
NU-SHRINK 90 - 45	90	45	58
NU-SHRINK 100 - 50	100	50	65
NU-SHRINK 110 - 55	110	55	71

APPENDIX
ANLAGEN

CONVOLUTED TUBING CHARACTERISTICS
WELLSCHLAUCHEIGENSCHAFTEN

Material Material	Profiles Profile	Temperature Temperatur	Flammability Brennverhalten (FMVSS 302)	Flexibilty Flexibilität	Mechanical Protection mech. Schutz
LD-PE BS	Polyflex NP	-40/80°C	self-ext. selbstverlösch.	●●●●●○○	●●●●○○○
PP UV	Twin Flex	-40/100°C	< 100 mm/min	●●●●●○○	●●●●●●○
PP Std	Polyflex NP	-40/105°C	< 100 mm/min	●●●○○○○	●●●●●○○
PP BS	Polyflex NP	-40/125°C	self-ext. selbstverlösch.	●●●●●○○	●●●●●○○
PP BS	Twin Truck	-40/125°C	self-ext. selbstverlösch.	●●●●●○○	●●●●●●○
PPMod	Polyflex NP	-40/135°C	self-ext. selbstverlösch.	●●●●●○○	●●●●●○○
PPMod	Polyflex Gigant	-40/135°C	self-ext. selbstverlösch.	●●●●●○○	●●●●○○○
PPMod	Twin Flex	-40/135°C	self-ext. selbstverlösch.	●●●●●○○	●●●●●●●
PPMod	Twin Truck	-40/135°C	self-ext. selbstverlösch.	●●●●●○○	●●●●●●●
PA12	Polyflex NP	-40/100°C	self-ext. selbstverlösch.	●●●●●○○	●●●●○○○
PA6	Polyflex NP	-40/120°C	< 100 mm/min	●●●○○○○	●●●●●●●
PA6	Polyflex Gigant	-40/120°C	< 100 mm/min	●●○○○○○	●●●●●●●
PA6	Twin Flex	-40/120°C	< 100 mm/min	●●●○○○○	●●●○○○○
PA6	Twin Truck	-40/120°C	< 100 mm/min	●●●○○○○	●●●○○○○
PA6 BS	Polyflex NP	-40/120°C	UL94 V0	●●●○○○○	●●●●●●●
PA6 BS	Twin Flex	-40/120°C	UL94 V0	●●●○○○○	●●●●●●●
PAER	Polyflex NP	-40/150°C	self-ext. selbstverlösch.	●●●○○○○	●●●●●●●
TPU	Polyflex Gigant	-40/125°C	self-ext. selbstverlösch.	●●●●●●●	●●●●○○○
PFA-TOP 240	Polyflex C	-40/240°C	self-ext. selbstverlösch.	●●●●●○○	●●●●●○○
PFA-TOP 260	Polyflex C	-40/260°C	self-ext. selbstverlösch.	●●●●●○○	●●●●●○○

POLYFLEX NP

BKNO = black I BKIW = black with white stripe I BKIY = black with yellow stripe I BKRD = black with red stripe
BKNO = schwarz I BKIW = schwarz mit weißen Streifen I BKIY = schwarz mit gelben Streifen I BKRD = schwarz mit roten Streifen

Designation Beschreibung	LD-PE_BS (BKNO)		PP Std (BKIW)		PA6 Std (BKNO)		PA6 BS (BKNO)	
	S	NS	S	NS	S	NS	S	NS
POLYFLEX NP (MATERIAL) BLACK 03	-	-	1926653	1926603	1205030	1200073	-	-
POLYFLEX NP (MATERIAL) BLACK 04.5	-	-	1926654	1926604	1205045	1200068	-	1206004
POLYFLEX NP (MATERIAL) BLACK 06	-	-	1926656	1926606	1205060	1200069	-	-
POLYFLEX NP (MATERIAL) BLACK 07.5	1924033	1924037	1926657	1926607	1205072	1200070	1206070	1206079
POLYFLEX NP (MATERIAL) BLACK 08.5	1924032	1924041	1926658	1926608	1205080	1200089	-	1206085
POLYFLEX NP (MATERIAL) BLACK 10	1924042	1924040	1926660	1926610	1205102	1200100	1206110	1206109
POLYFLEX NP (MATERIAL) BLACK 12	-	1924043	1926662	1926612	1205129	1200127	-	1206125
POLYFLEX NP (MATERIAL) BLACK 13	1924036	1924035	1926663	1926613	1205137	1200135	-	1206130
POLYFLEX NP (MATERIAL) BLACK 14	-	-	1926664	1926614	1205145	1200143	-	1206140
POLYFLEX NP (MATERIAL) BLACK 16	-	-	1926666	1926616	1205161	1200160	-	1206160
POLYFLEX NP (MATERIAL) BLACK 17	1924048	1924047	1926667	1926617	1205170	1200178	-	1206176
POLYFLEX NP (MATERIAL) BLACK 17.5	-	-	-	-	-	1200173	-	-
POLYFLEX NP (MATERIAL) BLACK 19	-	-	1926669	1926619	1205196	1200194	-	1206190
POLYFLEX NP (MATERIAL) BLACK 22	-	1924051	1926672	1926622	1205226	1200224	-	1206220
POLYFLEX NP (MATERIAL) BLACK 23	-	1924050	1926673	1926623	1205234	1200232	1206123	1206230
POLYFLEX NP (MATERIAL) BLACK 26	-	1924052	1926676	1926626	1205269	1200263	-	1206260
POLYFLEX NP (MATERIAL) BLACK 29	-	1924053	1926679	1926629	1205290	1200029	-	1206290
POLYFLEX NP (MATERIAL) BLACK 34	-	-	-	-	1205344	-	-	-
POLYFLEX NP (MATERIAL) BLACK 37	-	-	1926687	1926637	1205374	1200028	1206237	1206370
POLYFLEX NP (MATERIAL) BLACK 50	-	1924055	1926690	1926650	1205501	1200500	-	1206508

Designation Beschreibung	PP BS (BKIW)		PPMod (BKIY)		PAER (BKRD)	
	S	NS	S	NS	S	NS
POLYFLEX NP (MATERIAL) BLACK 03	1930303	-	1926303	1926003	-	-
POLYFLEX NP (MATERIAL) BLACK 04.5	1930304	1930004	1926304	1926004	1215804	1215704
POLYFLEX NP (MATERIAL) BLACK 06	1930306	1930006	1926306	1926006	1215806	1215706
POLYFLEX NP (MATERIAL) BLACK 07.5	1930307	1930007	1926307	1926007	1215807	1215707
POLYFLEX NP (MATERIAL) BLACK 08.5	1930308	1930008	1926308	1926008	1215808	1215708
POLYFLEX NP (MATERIAL) BLACK 10	1930310	1930010	1926310	1926100	1215810	1215710
POLYFLEX NP (MATERIAL) BLACK 12	1930312	1930012	1926312	1926120	1215812	1215712
POLYFLEX NP (MATERIAL) BLACK 13	1930313	1930013	1926313	1926130	1215813	1215713
POLYFLEX NP (MATERIAL) BLACK 14	1930314	1930014	1926314	1926140	1215814	1215714
POLYFLEX NP (MATERIAL) BLACK 16	1930316	1930016	1926316	1926160	1215816	1215716
POLYFLEX NP (MATERIAL) BLACK 17	1930317	1930017	1926317	1926170	1215817	1215717
POLYFLEX NP (MATERIAL) BLACK 17.5	-	-	-	-	-	-
POLYFLEX NP (MATERIAL) BLACK 19	1930319	1930019	1926319	1926190	-	-
POLYFLEX NP (MATERIAL) BLACK 22	1930322	1930022	1926322	1926220	1215822	1215722
POLYFLEX NP (MATERIAL) BLACK 23	1930323	1930023	1926323	1926223	1215823	1215723
POLYFLEX NP (MATERIAL) BLACK 26	1930326	1930026	1926326	1926179	1215826	1215726
POLYFLEX NP (MATERIAL) BLACK 29	1930329	1930029	1926329	1926180	1215829	1215729
POLYFLEX NP (MATERIAL) BLACK 34	-	-	-	-	-	-
POLYFLEX NP (MATERIAL) BLACK 37	1930337	1930037	1926337	1926237	1215837	1215737
POLYFLEX NP (MATERIAL) BLACK 50	1930350	1930050	1926350	1926250	1215850	1215750

PART NUMBER TABLES
TABELLE ARTIKELNUMMER

POLYFLEX C

BKNO = black
BKNO = schwarz

Designation Beschreibung	PFA TOP-240 (BKNO)		PFA TOP-260 (BKNO)	
	S	NS	S	NS
POLYFLEX C (MATERIAL) BLACK 04.5	1291404	1291304	1291004	1291104
POLYFLEX C (MATERIAL) BLACK 06	1291406	1291306	1291006	1291106
POLYFLEX C (MATERIAL) BLACK 07.5	1291407	1291307	1291007	1291107
POLYFLEX C (MATERIAL) BLACK 08.5	1291408	1291308	-	1291108
POLYFLEX C (MATERIAL) BLACK 10	1291410	1291310	1291010	1291110
POLYFLEX C (MATERIAL) BLACK 13	1291413	1291313	1291013	1291113
POLYFLEX C (MATERIAL) BLACK 14	1291414	1291314	1291014	1291114
POLYFLEX C (MATERIAL) BLACK 17	1291417	1291317	1291017	1291117
POLYFLEX C (MATERIAL) BLACK 19	1291419	1291319	1291019	1291119
POLYFLEX C (MATERIAL) BLACK 22	1291422	1291322	1291022	1291122
POLYFLEX C (MATERIAL) BLACK 23	-	-	1291023	1291123
POLYFLEX C (MATERIAL) BLACK 29	-	-	1291029	1291129

TWINFLEX

BKNO = black
BKNO = schwarz

Designation Beschreibung	PP UV (BKNO)	PA6 Std (BKNO)	PA6 BS (BKNO)	PPMod (BKNO)
TWIN FLEX (MATERIAL) BLACK 07.5	1922307	1245207	1206707	1922007
TWIN FLEX (MATERIAL) BLACK 10	1922310	1245210	1206710	1922010
TWIN FLEX (MATERIAL) BLACK 13	1922313	1245213	1206713	1922013
TWIN FLEX (MATERIAL) BLACK 16	1922316	1245216	1206716	1922016
TWIN FLEX (MATERIAL) BLACK 17	1922317	1245217	1206717	1922017
TWIN FLEX (MATERIAL) BLACK 22	1922322	1245222	1206722	1922022
TWIN FLEX (MATERIAL) BLACK 23	1922323	1245223	1206723	1922023
TWIN FLEX (MATERIAL) BLACK 26	1922326	1245226	1206726	1922026
TWIN FLEX (MATERIAL) BLACK 29	1922329	1245229	1206729	1922029
TWIN FLEX (MATERIAL) BLACK 37	1922337	1245237	1206737	1922037
TWIN FLEX (MATERIAL) BLACK 50	1922350	1245250	1206750	1922050
TWIN FLEX (MATERIAL) BLACK 70	1922370	1245270	1206770	1922070

TWINTRUCK

BKNO = black I BKIN = black with green stripe
BKNO = schwarz I BKIW = schwarz mit grünen Streifen

Designation Beschreibung	PA6 Std (BKNO)	PP BS (BKIN)	PPMod (BKNO)
TWIN TRUCK (MATERIAL) BLACK 07.5	1245607	1967347	1921707
TWIN TRUCK (MATERIAL) BLACK 10	1245610	1967350	1921710
TWIN TRUCK (MATERIAL) BLACK 13	1245613	1967353	1921713
TWIN TRUCK (MATERIAL) BLACK 17	1245617	1967357	1921717
TWIN TRUCK (MATERIAL) BLACK 22	1245622	1967362	1921722
TWIN TRUCK (MATERIAL) BLACK 26	1245626	1967366	1921726
TWIN TRUCK (MATERIAL) BLACK 29	1245629	1967369	1921729
TWIN TRUCK (MATERIAL) BLACK 37	1245637	1967377	1921737

Generic part numbers for black color only. Different colors, stripes and markings are available depending on the material.
Please contact your Sales Representative for further information.
Artikelnummern gelten nur für die schwarze Farbe. Andere Farben, Streifen und Markierungen sind abhängig vom Material verfügbar.
Für weitere Informationen kontaktieren Sie bitte den Vertrieb.

POLYFLEX GIGANT

Designation Beschreibung	PA6 Std			PPMod				TPU			
	10m	12.5m	25m	10m	12.5m	25m	21m	10m	12.5m	25m	21m
POLYFLEX GIGANT (MATERIAL) BLACK 70	1250053	1250054	1250055	1253300	1253301	1253302	-	1253400	1253401	1253402	-
POLYFLEX GIGANT (MATERIAL) BLACK 95	1250060	1250061	1250062	1253600	1253601	1253602	1253603	1253700	1253701	1253702	1253703
POLYFLEX GIGANT (MATERIAL) GRAY 70	1250050	1250051	1250052	1253350	1253351	1253352	-	1253450	1253451	1253452	-
POLYFLEX GIGANT (MATERIAL) GRAY 95	1250063	1250064	1250065	1253650	1253651	1253652	-	1253750	1253751	1253752	-

Generic part numbers for black color only. Different colors, stripes and markings are available depending on the material.
Please contact your Sales Representative for further information.
Artikelnummern gelten nur für die schwarze Farbe. Andere Farben, Streifen und Markierungen sind abhängig vom Material verfügbar.
Für weitere Informationen kontaktieren Sie bitte den Vertrieb.

LANGOFLEX PET, PET-D, PET-HD

Designation Beschreibung	LANGOFLEX PET ..		LANGOFLEX PET-D ..		LANGOFLEX PET-HD ..	
	Roll Pull Off gerollt (im Spendekarton)	Spools Spulen	Roll Pull Off gerollt (im Spendekarton)	Spools Spulen	Roll Pull Off gerollt (im Spendekarton)	Spools Spulen
..03	-	-	1009059	170318	-	-
..04	-	-	1009061	170172	1007192	169146
..05	-	-	-	-	1007193	104266
..06	1011889	100066	1009062	109580	-	-
..07	1011890	174160	-	-	-	-
..08	-	-	1009063	169822	1007194	174817
..10	1011891	171287	1009064	143397	1007195	108318
..12	1011892	170323	-	-	1007196	174447
..14	1011893	170324	1009065	99685	1007197	174818
..16	1011894	170039	1009066	112388	1007198	170325
..18	1011895	171288	1009067	174814	1007199	157929
..20	1011896	124595	1009068	174815	-	-
..22	-	-	1009071	171290	-	-
..24	-	-	1009074	170319	-	-
..25	1011897	167025	-	-	1007200	170877
..27	-	-	1009078	156896	-	-
..30	1011898	170316	-	-	1007201	160876
..35	-	-	1009079	140457	-	-
..40	1011899	128604	1009080	129991	1007202	172071
..50	1011900	174797	1009081	172085	-	-
..60	1011901	171289	-	-	-	-
..70	-	-	-	-	1007203	1004532

PART NUMBER TABLES
TABELLE ARTIKELNUMMER

LANGOFLEX PET V0

Designation Beschreibung	Schlemmer PN
LANGOFLEX PET V0 03	100240
LANGOFLEX PET V0 05	103933
LANGOFLEX PET V0 06	103934
LANGOFLEX PET V0 08	103935
LANGOFLEX PET V0 10	100259
LANGOFLEX PET V0 12	103936
LANGOFLEX PET V0 14	103937
LANGOFLEX PET V0 16	103938
LANGOFLEX PET V0 20	104305
LANGOFLEX PET V0 25	103939
LANGOFLEX PET V0 40	103940

LANGOFLEX PET FR

Designation Beschreibung	Schlemmer PN
LANGOFLEX PET FR 06	1021959
LANGOFLEX PET FR 07	1021960
LANGOFLEX PET FR 09	1021961
LANGOFLEX PET FR 10	1021962
LANGOFLEX PET FR 12	1021963
LANGOFLEX PET FR 14	1021964
LANGOFLEX PET FR 16	1021965
LANGOFLEX PET FR 18	1021966
LANGOFLEX PET FR 20	1021967
LANGOFLEX PET FR 25	1021968
LANGOFLEX PET FR 30	1021969
LANGOFLEX PET FR 40	1021970
LANGOFLEX PET FR 50	1021971
LANGOFLEX PET FR 60	1021972

LANGOFLEX PA, PA-D, PA-HD

Designation Beschreibung	LANGOFLEX PA ..		LANGOFLEX PA-D ..		LANGOFLEX PA-HD ..	
	Roll Pull Off gerollt (im Spendekarton)	Spools Spulen	Roll Pull Off gerollt (im Spendekarton)	Spools Spulen	Roll Pull Off gerollt (im Spendekarton)	Spools Spulen
..03	-	-	1007231	169227	-	-
..04	-	-	1007232	166071	1007246	169675
..05	-	-	-	-	1007247	100076
..06	1007218	169143	1007233	99295	-	-
..07	1007219	169144	-	-	-	-
..08	-	-	1007234	165272	1007248	99888
..10	1007220	169451	1007235	170098	1007249	106703
..12	1007221	111820	-	-	1007251	99890
..14	1007222	165278	1007236	99452	1007252	109395
..16	1007223	169722	1007237	101431	1007253	167065
..18	1007224	170040	1007238	100927	1007254	100938
..20	-	-	1007239	169823	-	-
..22	-	-	1007240	169922	-	-
..24	-	-	1007241	170320	-	-
..25	1007225	167946	-	-	1007255	171286
..27	-	-	1007242	-	-	-
..30	1007226	172072	-	-	1007256	168091
..35	-	-	1007243	175023	-	-
..40	1007227	101219	1007244	112044	1007257	111969
..50	1007229	172073	1007245	169453	-	-
..60	1007230	171285	-	-	-	-
..70	-	-	-	-	1007258	167238

PART NUMBER TABLES
TABELLE ARTIKELNUMMER

LANGOFLEX PET022

Designation Beschreibung	Schlemmer PN	
	Roll Pull Off gerollt (im Spendekarton)	Spools Spulen
LANGOFLEX PET022 04	1007204	169867
LANGOFLEX PET022 05	1007205	169979
LANGOFLEX PET022 06	1007206	169657
LANGOFLEX PET022 08	1007207	175558
LANGOFLEX PET022 10	1007208	169793
LANGOFLEX PET022 12	1007209	169864
LANGOFLEX PET022 15	1007210	169868
LANGOFLEX PET022 18	1007212	1006067
LANGOFLEX PET022 20	1007211	169980
LANGOFLEX PET022 25	1007213	170377
LANGOFLEX PET022 30	1007214	169861
LANGOFLEX PET022 40	1007215	171133
LANGOFLEX PET022 50	1007216	183020

LANGOFLEX PPS

Designation Beschreibung	Schlemmer PN Spools Spulen
LANGOFLEX PPS 03	101058
LANGOFLEX PPS 04	185690
LANGOFLEX PPS 05	171298
LANGOFLEX PPS 06	173214
LANGOFLEX PPS 08	129206
LANGOFLEX PPS 10	166747
LANGOFLEX PPS 12	1023513
LANGOFLEX PPS 14	1003634
LANGOFLEX PPS 16	1019454
LANGOFLEX PPS 18	148321
LANGOFLEX PPS 20	139088
LANGOFLEX PPS 22	147333
LANGOFLEX PPS 25	1024611
LANGOFLEX PPS 30	128366
LANGOFLEX PPS 35	1023487
LANGOFLEX PPS 40	153728
LANGOFLEX PPS 50	143652
LANGOFLEX PPS 70	1023486

LANGOFLEX EMI-HV M

Designation Beschreibung	Schlemmer PN Spools Spulen
LANGOFLEX EMI-HV M 06	1017875
LANGOFLEX EMI-HV M 08	1017876
LANGOFLEX EMI-HV M 10	1017877
LANGOFLEX EMI-HV M 15	1017878
LANGOFLEX EMI-HV M 20	1017879
LANGOFLEX EMI-HV M 25	1017880
LANGOFLEX EMI-HV M 30	1017881
LANGOFLEX EMI-HV M 35	1017882
LANGOFLEX EMI-HV M 40	1017883
LANGOFLEX EMI-HV M 50	1017884
LANGOFLEX EMI-HV M 60	1017885

NU-GUARD SC-P FR

Designation Beschreibung	Schlemmer PN Roll Pull Off gerollt (im Spendekarton))
NU-GUARD SC-P FR 05	1024276
NU-GUARD SC-P FR 08	1024280
NU-GUARD SC-P FR 10	1024281
NU-GUARD SC-P FR 13	1024282
NU-GUARD SC-P FR 16	1024283
NU-GUARD SC-P FR 19	1024284
NU-GUARD SC-P FR 25	1024285
NU-GUARD SC-P FR 29	1024286
NU-GUARD SC-P FR 32	1024287
NU-GUARD SC-P FR 38	1024288
NU-GUARD SC-P FR 42	1024291

PART NUMBER TABLES
TABELLE ARTIKELNUMMER

NU-GUARD SC2-P

Designation Beschreibung	Schlemmer PN Roll Pull Off gerollt (im Spendekarton)
NU-GUARD SC2-P 05	1008515
NU-GUARD SC2-P 08	1008516
NU-GUARD SC2-P 10	1008538
NU-GUARD SC2-P 13	1008539
NU-GUARD SC2-P 16	1008541
NU-GUARD SC2-P 19	1008542
NU-GUARD SC2-P 25	1008546
NU-GUARD SC2-P 29	1008550
NU-GUARD SC2-P 32	1008551
NU-GUARD SC2-P 38	1008552
NU-GUARD SC2-P 42	1008553

NU-GUARD SC2-P ADH

Designation Beschreibung	Schlemmer PN Boxes of cut length Schnittlängen in Boxen
NU-GUARD SC2-P ADH 09	1020932
NU-GUARD SC2-P ADH 12	1020933
NU-GUARD SC2-P ADH 16	165830
NU-GUARD SC2-P ADH 18	1024293
NU-GUARD SC2-P ADH 22	1021706
NU-GUARD SC2-P ADH 25	165993
NU-GUARD SC2-P ADH 32	1024294
NU-GUARD SC2-P ADH 36	1024371
NU-GUARD SC2-P ADH 42	1024296

NU-KOOL T2-G

Designation Beschreibung	Schlemmer PN Spools Spulen
NU-KOOL T2-G 08	114344
NU-KOOL T2-G 10	114355
NU-KOOL T2-G 13	144817
NU-KOOL T2-G 16	127730
NU-KOOL T2-G 19	144947
NU-KOOL T2-G 22	140249
NU-KOOL T2-G 25	114356
NU-KOOL T2-G 29	134251
NU-KOOL T2-G 32	134252
NU-KOOL T2-G 38	134253
NU-KOOL T2-G 45	134254
NU-KOOL T2-G 51	188353

NU-KOOL SC-G

Designation Beschreibung	Schlemmer PN Boxes of cut length Schnittlängen in Boxen
NU-KOOL SC-G 06	151511
NU-KOOL SC-G 08	151510
NU-KOOL SC-G 10	143623
NU-KOOL SC-G 13	148142
NU-KOOL SC-G 16	152842
NU-KOOL SC-G 19	154391
NU-KOOL SC-G 25	154850
NU-KOOL SC-G 29	188512
NU-KOOL SC-G 32	161241
NU-KOOL SC-G 38	165728

NU-CRUSH

Designation Beschreibung	Schlemmer PN Plain Rolls gerollt	
	BLACK SCHWARZ	ORANGE ORANGE
NU-CRUSH 08	186684	1013222
NU-CRUSH 10	186131	170202
NU-CRUSH 13	162713	162698
NU-CRUSH 16	140625	129218
NU-CRUSH 19	145437	129219
NU-CRUSH 22	140624	152930
NU-CRUSH 25	140587	140586
NU-CRUSH 28	158890	160204
NU-CRUSH 30	165243	160205

NU-CRUSH SC

Designation Beschreibung	Schlemmer PN Boxes of cut length Schnittlängen in Boxen	
	BLACK SCHWARZ	ORANGE ORANGE
NU-CRUSH SC 07	1024343	1024350
NU-CRUSH SC 10	1024344	1024351
NU-CRUSH SC 13	1024345	1024352
NU-CRUSH SC 16	1024346	1024353
NU-CRUSH SC 19	1024347	1024354
NU-CRUSH SC 22	1024348	1024368
NU-CRUSH SC 25	1024349	1024355
NU-CRUSH SC 28	1024366	1024369
NU-CRUSH SC 30	1024367	1024370

PART NUMBER TABLES
TABELLE ARTIKELNUMMER

NU-TUBE PA

Designation Beschreibung	Schlemmer PN Spools Spulen
NU-TUBE PA 19	151615
NU-TUBE PA 25	151617
NU-TUBE PA 32	151619
NU-TUBE PA 38	151620
NU-TUBE PA 45	151621
NU-TUBE PA 51	151622

NU-WRAP PA

Designation Beschreibung	Schlemmer PN Spools Spulen
NU-WRAP PA 13	189567
NU-WRAP PA 16	192874
NU-WRAP PA 19	190917
NU-WRAP PA 25	1009048
NU-WRAP PA 32	190918
NU-WRAP PA 38	1024364
NU-WRAP PA 45	183260
NU-WRAP PA 51	1024365

NU-SHRINK

Designation Beschreibung	Schlemmer PN Roll Pull Off gerollt (im Spendekarton)
NU-SHRINK 12 - 06	1013261
NU-SHRINK 20 - 10	1013262
NU-SHRINK 25 - 12	1013263
NU-SHRINK 30 - 15	1013264
NU-SHRINK 34 - 17	1013265
NU-SHRINK 40 - 20	1013266
NU-SHRINK 50 - 25	1013267
NU-SHRINK 60 - 30	1013268
NU-SHRINK 70 - 35	1013269
NU-SHRINK 80 - 40	1013270
NU-SHRINK 90 - 45	1013271
NU-SHRINK 100 - 50	1013272
NU-SHRINK 110 - 55	1013273

NOTES

NOTES

SALES OFFICES
VERTRIEB

Philipp-Reis-Straße. 18
97437 Hassfurt, Germany
Phone: +49 9521 9428

Logistic Center, Loc. Vanzelle,3
37010 Rivoli Veronese, Italy
Phone: +39 045 628 00 13

Apartado Postal 164
E-08860 Castelldefels, Spain
Phone: +34 938 634 004

Rue Emile Streit
FR-25340 Anteuil, France
Phone: +33 3 81 90 73 00

sales@Schlemmer.com

Schlemmer